

# The Future of Colchester – A Consultation with Residents and Stakeholders

JANUARY 2023



Libby Britcher and Tricia Smith  
Research Officers

Survey and discussion groups commissioned by the leader of the council, Councillor David King and Chief Operating Officer, Richard Block to shape the 2023 Strategic Plan.

## Contents

<b>Introduction</b>	3
<b>Method</b>	3
<b>Sample</b>	3
<b>Headliners</b>	4
<b>Recommendations</b>	4
<b>Detailed findings</b>	6
Living and working in Colchester: Residents sense of community	6
Living and working in Colchester: Members and parish councillors - Feelings about Colchester and a sense of community	10
The role of councillor's in representing communities	11
The role of communities - themes from discussion groups	11
<b>Priorities for the Council</b>	15
Priorities of residents	15
Other priorities	16
Priorities of members, parish and town councillors	20
Discussion groups – focus on city centre priority	21
<b>Budgetary spend</b>	24
Budget areas important to residents	24
Members and councillors budget ranking	25
<b>Discussion group themes - budget saving ideas</b>	25
Outsourcing of tourism/leisure/country park facilities	25
Waste and recycling:	26
<b>City status</b>	28
Resident views on city status	28
Members and councillor's views of city status	31
Discussion group - city status	31
<b>Final thoughts</b>	32
Other thoughts or comments regarding Colchester borough/city council priorities from residents	32
Final thoughts from member & councillors	34
<b>Recurrent themes across comment boxes</b>	34
<b>Achieved sample of residents</b>	35
<b>Appendices of tables</b>	37

## Introduction

This consultation was commissioned in September 2022 to engage residents, councillors, and other local stakeholders (local business owners and workers), to hear their views on the future of Colchester and how the Council should address the key challenges facing the borough which will be outlined in the councils Strategic Priorities for 2023-2026. The Strategic Plan sets out how Colchester City Council will play a part in making Colchester a place where people want to live, learn, work and visit.

## Method

We engaged with residents, councillors, and other local stakeholders through two online surveys, consisting of both quantitative and qualitative questions:

- One for residents and other stakeholders (online), which was live from 5 October – 31 November.
- One for members, city and parish/town councillors (online), which was live from 12 October – 12 December.

We also undertook face-to-face, interactive discussion groups which were led by the content of the survey results and new emerging themes or areas of interest to the current cabinet.

The survey used opportunistic, convenience sampling and was promoted through various channels:

- Press release: 10 October
- Article in internal comms weekly update email: 6 and 28 October
- Toolkit for Members, Parish Council's and One Colchester Partners: issued 7 October
- Web banner on CCC homepage: w/c 10 and 17 October
- Borough News e-newsletter article: 14 October and 11 November issues
- Social media: multiple dates, including 21 October, 28 October, 31 October
- Facebook boost, £50: 31 October

## Sample

1113 responses were received from the residents' survey. Despite being a convenience sample, we still achieved fairly good representation across different demographic groups. For a detailed breakdown by ward, age, gender, ethnicity, and disability see "[Achieved Sample of residents](#)".

There were 22 responses from members and councillors. This survey was extended for one week (5-12 Dec) to gather parish/town councillor responses which generated an additional 16 responses. There were 38 responses in total for the members survey when this closed 9am 12 December.

All those who responded to the residents' survey were invited to take part in some further face to face discussions. 230 showed interest in attending these. A further 123 said they would have been interested if they were to be virtual/online. We invited all those that stated an interest to our face-to-face discussion groups on 15 and 22 November. Of those that expressed an interest, 36 said they would attend. On the two days, a total of 29 attended (16 attendees on 15 November and 13 on 22 of November).

## Headliners

- The majority (67%) of respondents agreed/strongly agreed that they enjoy living/working in Colchester (47% agreed, 19.5% strongly agreed)
- 42% of respondents agreed that they felt a sense of community in Colchester (35.2% agreed, 7.1% strongly agreed)
- Just over half agreed that they would recommend other people to live or work in Colchester (39% agreed, 11.9% strongly agreed)
- In open text box for priorities, two new themes were mentioned: The City Centre and Infrastructure
- 'Creating Safe, Healthy and Active Communities' was the 1st or 2nd priority for 60% of respondents.
- 85% of respondents ranked 'Environment' either first or second (out of 9) in order of importance to them in terms of budget spend.
- 36% ranked 'Parks and Open Spaces' first or second in order of importance.
- 71% ranked 'Corporate Services' 8th or 9th (out of 9).

Throughout this consultation, in open-text survey responses and discussion groups, some new themes emerged and stand-out areas of concern for residents included:

- **City centre regeneration** - Lack of shops, having a 'dirty' appearance, parking and general appearance. (The city centre was discussed by 27% of respondents, when people spoke about the town centre they were referring to the historic centre of Colchester).
- The centre was also mentioned when asked about the opportunities brought by city status.
- **Infrastructure** (including roads) was mentioned by 21.8% of respondents. E.g. How the current infrastructure can't cope with the development of Colchester (and doesn't keep up).
- Other themes mentioned throughout the qualitative responses related to the current strategic priorities and it was clear these were still important to residents. For example; 14.1% mentioned culture/leisure/history and tourism (including retail). During the discussion groups it became clear that residents want Colchester to make more of its history and to have its own identity.
- Other themes also echoed the current strategic priorities and included: Safe, healthy, active communities, climate/environment, housing/development, and employment/economy/education.

## Recommendations

- **Colchester City Centre/high street to be included as a priority in the Strategic Plan.** The City Centre and High Street were highlighted a number of times within the survey responses and discussion groups as a priority for a number of residents. This included regeneration and a 'clean up' of the area. The areas were described as 'dirty' and 'grubby' however this wasn't always related to their cleanliness but how they appeared to be old/broken and outdated.
- **An Identity of its Own:** When residents discussed Colchester in the focus groups they generally spoke about Colchester as being unique and that this should be celebrated, comments in the survey and discussion groups indicated that we could learn from other city's that do it well.
- **Holistic Consultation Process** – there are many meetings, strategies, projects, and consultations continually taking place at Colchester City Council. These could work well if there was more of a holistic approach, and they were more joined up/strategic approach. Is there scope for a staff member to have an oversight of all projects?

- **Consult with Knowledge** consultations should be undertaken with awareness and understanding of local issues and internal plan.
- **Talk and Listen to Residents More** – Whether this is via more consultations or general groups. Residents feel like they are not listened to (there were many comments especially in the survey) where respondents said they weren't going to leave a response as they 'wouldn't be listened to anyway' so 'what's the point'.
- **Increased Communication** (including but not limited to);
  - What Colchester City Council is responsible for
  - What Essex County Council is responsible for (mainly in relation to roads)
  - Ensure staff understand what is in their remit (and if not in their remit, are able to triage appropriately. Residents mentioned 'giving up' when sent from one place to another when staff or organisations do not understand where responsibility lies.)
  - Use the right method of communication (Facebook mentioned as not always the best)
  - Youth (Youth councils mentioned)
  - Ensure full cycle of communication is adopted (e.g. ensure that responses to this piece of engagement is communicated)
  - Ensure staff are educated and understand where responsibilities lie
  - Recognition of how much weight resident opinion has

## Detailed findings

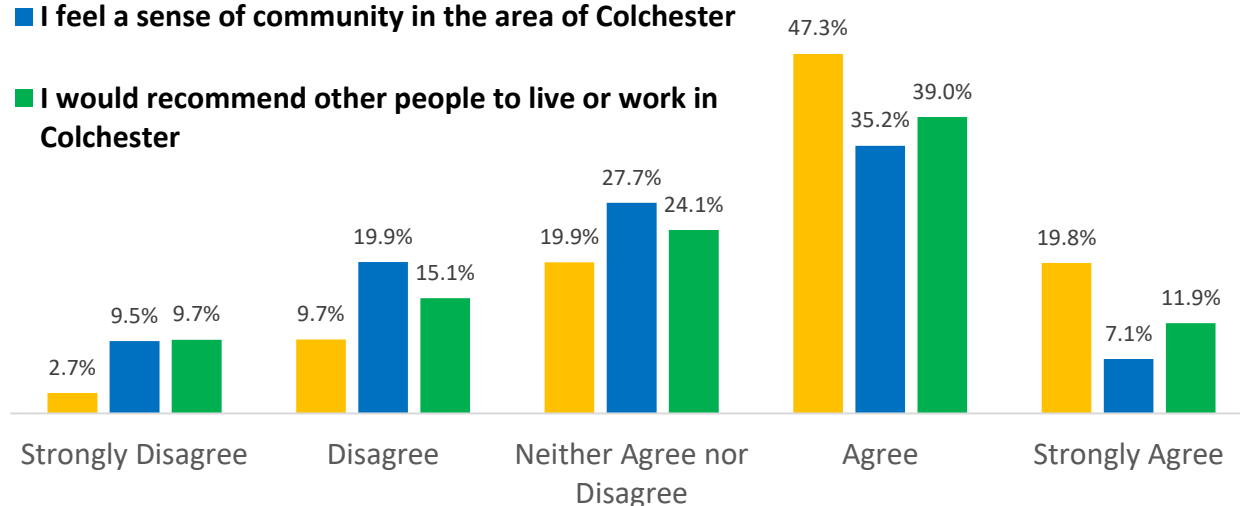
### Living and working in Colchester: Residents sense of community

- The majority (67%) of respondents agreed/strongly agreed that they enjoy living/working in Colchester (47.3% agreed, 19.8% strongly agreed)
- 42% of respondents agreed that they felt a sense of community in the area of Colchester (35.2% agreed, 7.1% strongly agreed)
- Just over half agreed that they would recommend other people to live or work in Colchester (39% agreed, 11.9% strongly agreed)

#### ■ I enjoy living/working in Colchester

#### ■ I feel a sense of community in the area of Colchester

#### ■ I would recommend other people to live or work in Colchester



See Appendix 1,2 and 3 for a full breakdown by age, gender, disability, ethnicity and ward profile.

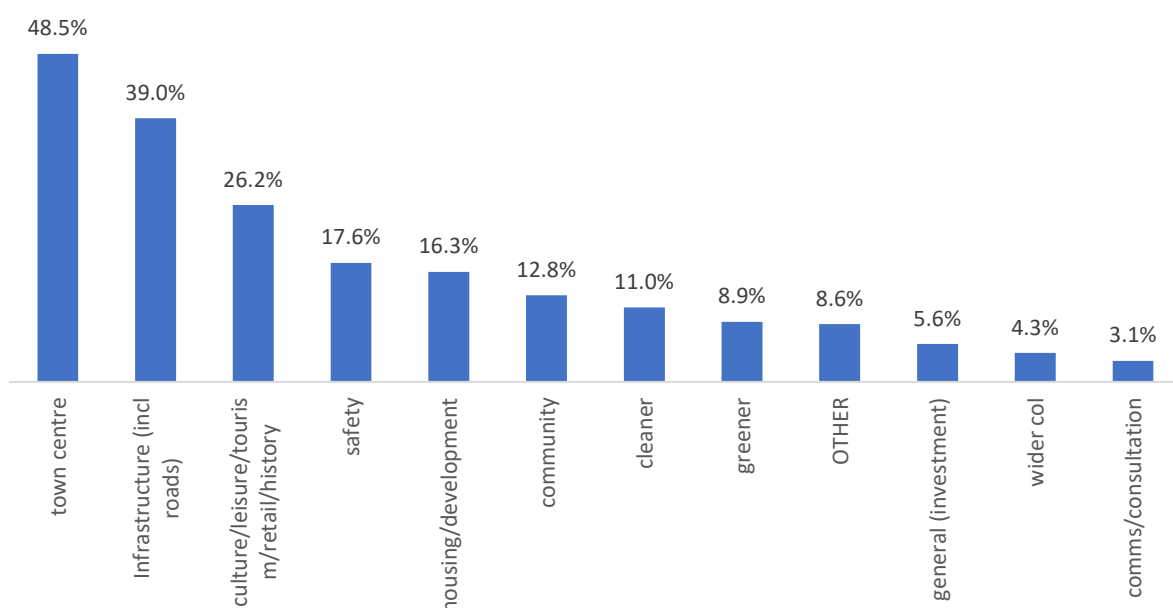
If respondents **didn't** agree with one of the three above statements, they were asked;  
**"What changes in Colchester would you like to see?"**

*All comments were sorted into themes, many comments fell into multiple themes. 55% (n=608) of respondents left a comment. (Detail regarding theme content and examples on next page).*

• <b>Infrastructure (Including Roads)</b>	237	<b>39.0%</b>
• <b>Communication and Consultation</b>	19	<b>3.1%</b>
• <b>Housing/Development</b>	99	<b>16.3%</b>
• <b>Cleaner</b>	67	<b>11.0%</b>
• <b>Greener</b>	54	<b>8.9%</b>
• <b>Culture/Leisure/Tourism/Retail/History</b>	159	<b>26.2%</b>

• <b>Town Centre</b>	295	<b>48.5%</b>
• <b>Safety</b>	107	<b>17.6%</b>
• <b>General (Investment)</b>	34	<b>5.6%</b>
• <b>Community</b>	78	<b>12.8%</b>
• <b>Wider Colchester</b>	26	<b>4.3%</b>
• <b>Other</b>	52	<b>8.6%</b>

### Changes residents would like to see



Below are a selection of random, anonymous, verbatim quotes sorted into themes for this question. Quotes are likely to also fall within multiple themes including the one it is sat under.

- **Infrastructure;** Including roads, congestion, car parks, schools and surgeries etc. usually in negative context.
  - *"The town centre needs a massive revamp (its really grim) and you need to stop building houses with no infrastructure"*
  - *"Less houses, more green areas, more things for children to do/places to go, better roads, less traffic, more gp surgeries, better town centre as it's awful!"*
  - *"A better 'city centre' that's clean! With better parking. I refuse to go into town due to the price of parking."*
  - *"Rush hour traffic issues have never been resolved, so many roads are overloaded and have never been improved in the last 70 years."*
- The need for more/better **communication and consultation** from Colchester City Council
  - *"Transparency, honesty and any works undertaken for Colchester Borough, closely monitored, but it won't be. Far too much time and money is wasted, but that will continue"*
  - *"Mote interaction with the uni and other collaborations with the groups and cultures we have."*
- **Housing and development;** often linked to infrastructure comments - usually in negative context.

- *"More infrastructure to cope with the enormous amount of new homes. Less 'coffee shops' more real shops. Repair the town centre pavements. More street cleaning."*
- *"It has become an overdeveloped monstrosity"*
- **Cleaner;** physical cleanliness and the appearance of cleanliness - including phrases like 'shabby and run down'
  - *"Ban indiscriminate scooter parking; improved riverside e.g. pop up street food stalls; clean up St Botolph Street; more street cleaning"*
  - *"More community feel, more activities, more investment in running a green, efficient, clean town"*
  - *"...Buildings look rundown, streets are dirty..."*
- **Greener;** This theme includes comments about open green spaces which have been developed, environment and climate comments and smaller scale such as want for trees in areas.
  - *"Less people, stop building, more green space and more for the environment"*
  - *"Too many coffee shops, hairdressers and barbers as well as closing shops that then get replaced and close again. I'd like to see more open space, greenery, maybe shutting off the high street and having tables and chairs out."*
- **Culture/Leisure/Tourism/Retail/History;** often mentioned together in relation to town centre (but not always)
  - *"Get the town centre working as a hub with more reasons to go there. At the moment it's extremely expensive to park to go to either pubs, coffee shops or restaurants. More local independent shops should be financially supported. Make more of what is unique about Colchester and its amazing history"*
  - *"More community and cultural festivals, more international events and a big focus on Roman history."*
- **Town Centre;** regeneration
  - *"More civic pride! City centre smartened up."*
  - *"The town centre is like a dustbin. The pavements are like an obstacle course - dodgy lifted slabs, broken glass, litter and dog mess. The High Street is a disgrace"*
  - *"I would like to see the city centre smartened and cleaned up. Decent roads and pavements are needed. Better social housing. The council property I live in is mouldy and damp suffering from subsidence, mould and damp etc etc."*
- **Safety;** General safety including; policing, anti-social behaviour (ASB), unsafe areas in Colchester and pavements
  - *"It has become a ghetto, It only used to be Greenstead that had a bad reputation, now its the whole of Colchester, thanks to the continuous overdevelopment."*
  - *"Make all the pavements safe, it is safer to walk in the roads, nowadays there is less traffic as no one wants to pay to park, only danger is from scooter users, and yes I have been hit by one on the pavement"*
  - *"The town has no shops, and the town is a very small part of what is colchester that is full of homeless, fly tipping and anti social behaviour"*
- **General (investment);** general comments regarding broad investment
  - *"Better investment in the city centre, better investment in supporting the environment and improving green areas"*



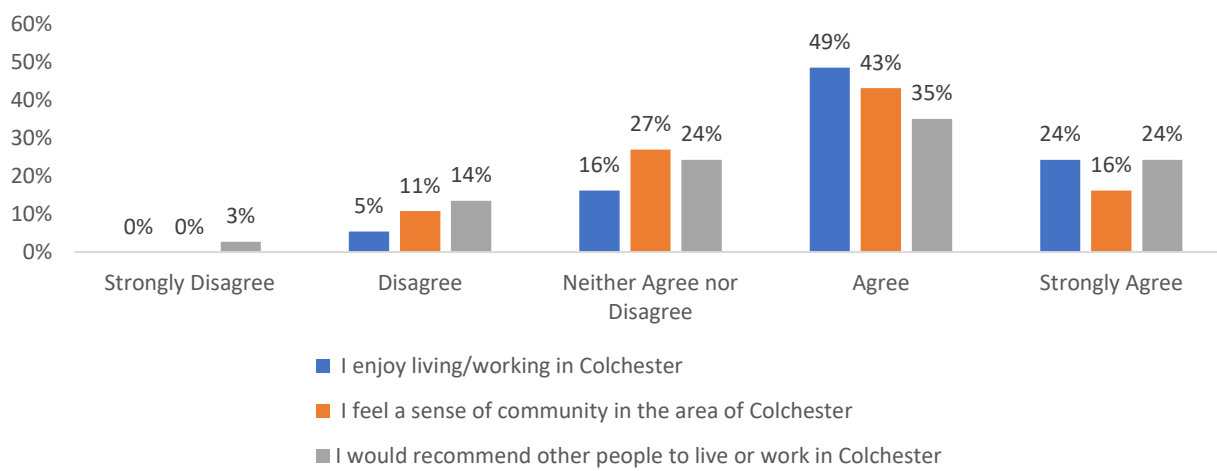
- *"More community feel, more activities, more investment in running a green, efficient, clean town"*
- **Community**
  - *"More neighbourhood community groups for residents to share ideas about their local streets/areas. One time free visit to the local castle for Colchester residents. A better door step rubbish/recycling service from weekly refuse persons. Council workers and police located in local areas of the Borough and towns/locations advertised."*
  - *"More childcare facilities, better free access services for families and children, more community events in the surrounding areas such as Stanway not just in town centre, fix the park in Westlands, better cultural and entertainment facilities"*
- **Wider Colchester** – specifically mentioning an area or outside of centre
  - *"More investment in outlying/satellite communities."*
  - *"Much more social events bringing community and villages closer"*
- **Other;** all other comments (including comment unable to group/theme as too broad or one off comment relating to specific item)
  - *"More links with the football club in the city center, e.g flags, murals, painting cable boxes with former players shirts and names. Have seen it in other towns locally and increases sense of pride in community."*
  - *"More things for young adults to do as there are many students at the colleges and university"*
  - *"More indoor facilities for kids. Kids museum or indoor playatorium"*
  - *"A council that cares for existing residents"*
  - *"More independent businesses, probable lower rents would help"*
  - *"People very unwelcoming...."*

## Living and working in Colchester: Members and parish councillors - Feelings about Colchester and a sense of community

A high proportion of members also agreed/strongly agreed:

- That they enjoy living/working in Colchester (49% agreed, 24% strongly agreed)
- That they felt a sense of community in the area of Colchester (43% agreed, 16% strongly agreed)
- And almost two thirds agreed that they would recommend other people to live or work in Colchester (35% agreed, 24% strongly agreed)

Members & Parish Cllrs - feelings about colchester and sense of community



If members **didn't** agree, they were asked to tell us;

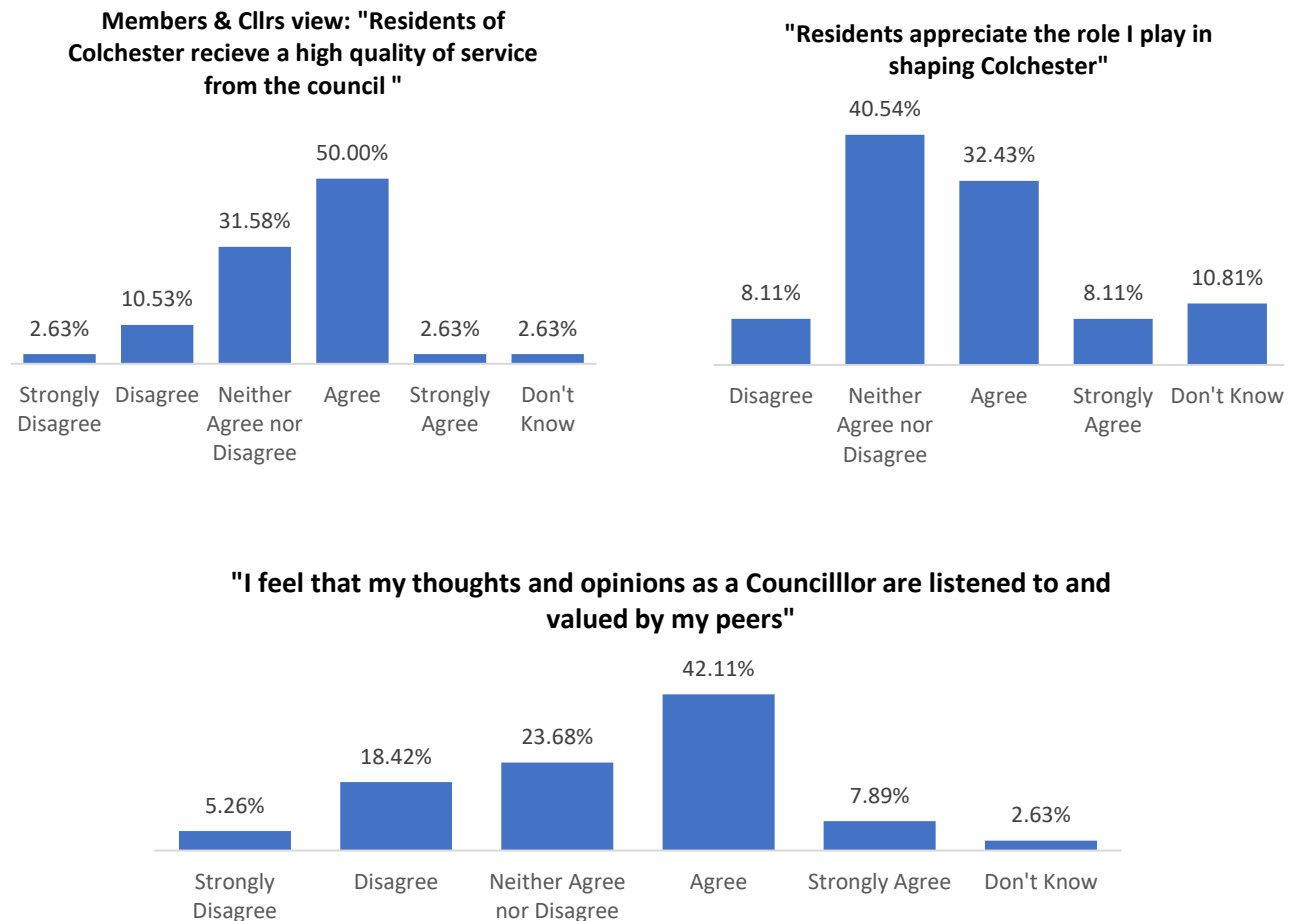
### **"What changes in Colchester would you like to see?"**

*(7 comments left, many of which mentioned multiple themes. All quotes verbatim, random, and anonymous).*

- *"Changes to its shabby down market centre and better architectural design on new builds. See Chester"*
- *"I would not usually make recommendations on where to live or work"*
- *"I live in x, which is a rural ward. It doesn't have a particular affinity with Colchester. The administration needs to think of the Borough/City as a whole rather than the city centre. Life doesn't start and end in the city!"*
- *"Colchester's Direction of Travel has been distorted, and as a result, over the last 14 years it has become a singularly unattractive place to live in"*

## The role of councillor's in representing communities

Members and Parish Councillors were also asked whether they felt residents were well served by the council and whether they felt their role as a Member or Councillor were appreciated.

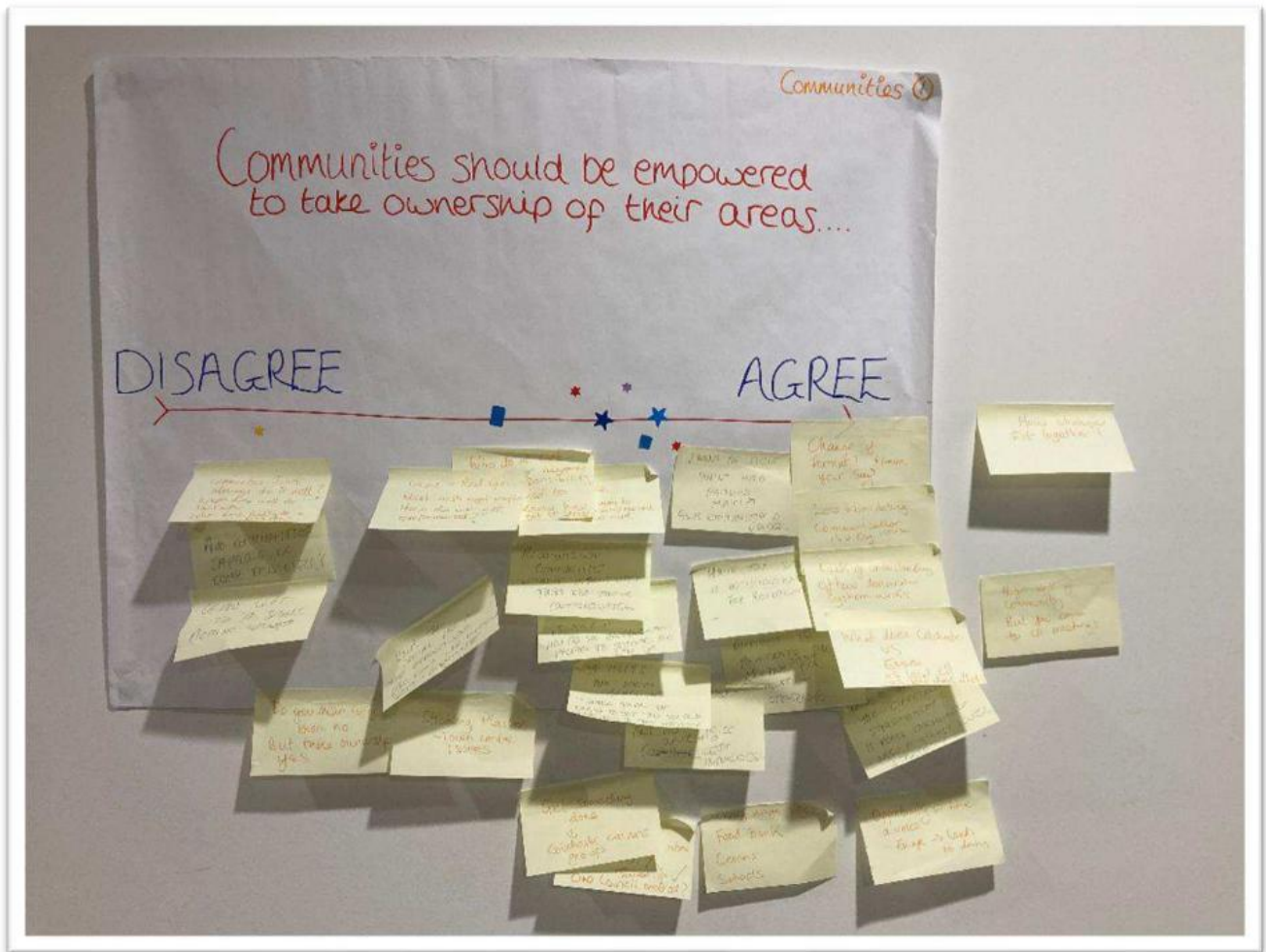


## The role of communities - themes from discussion groups

There was a general view that **community empowerment** was both possible and important but that it should be **proportional to capability and not *instead of the council***. Residents explained that they knew it takes time and that **simple, easy initiatives would enable people to 'dip in and out'** (and thus not become a burden) and the focus should be on **quality rather than quantity**. The focus should be on tackling future issues rather than "bog-standard" recurrent issues and not just quick fixes or 'sticking plasters' on issues but a more **holistic approach**.

For this to happen, and for residents to feel more empowered, **the council needs to more accessible and less intimidating** (the group agreed that they knew there was the ability to attend meetings as a member of the public, but felt that they didn't know where/when these were and who held responsibility for different things (i.e. Parish, Ward, Colchester and Essex Councils) – and they felt that the council often didn't know either (examples were given here of when residents tried to 'fix' something in the community but councils, parishes and charities kept passing them to different organisations. **They felt deflated and**

**frustrated** and often gave up. It was agreed by the group that **communication needs to be better suited to residents and better in general**. There are so many different groups and organisations which don't seem to talk to each other – **a more joined up approach is needed**.



Other points made during discussion sessions with residents related to communities:

- Feel they do have empowerment but **it takes a long time for the council to respond** back to the resident once they've complained (after acknowledgment)
- Needs **more dialogue** with the communities and the councillors
- Look at other initiatives that help generate extra money e.g., **crowdfunding**
- Look at things which are **simple** for residents to be part of, i.e., tree planting. Get schools involved to learn about environment – **quality rather than quantity**. **Following up on initiatives is important** e.g., how the trees are growing etc. - an example was given in the room here of a similar initiative taking place but all trees dying after they were planted – who was responsible for this?).
- 'When it's done well it's great and when it's not it's a disaster!' – **must be well managed** by council
- When communities run their own areas, it **falls on the same people/age/group** to do everything
- Sometimes, a small handful of people get involved that **don't necessarily have the right skills**
- Look at ways of recognising things. (i.e., little warriors, litter pickers) and get **messages from co-ordinator** on what's involved

- Communities need **inspiration to get involved**
- People should **take ownership** – those who are engaged are willing
- The council doesn't really engage with the community. They need to **make it less intimidating**. How are they getting people to sign up? Integration and **communication need to be better managed**. People need to have clear signposts on how to sign up to get emails
- There's a **lack of understanding on how local democracy runs**. Takes a huge amount of **effort to understand and navigate the system**
- Council needs to make things easier as it's 'pretty impenetrable' and then **people give up**.
- **Citizens UK** – Colchester has a group. Invite them to your meeting and tell your personal stories. Ask Cllr King to attend or someone from the council
- Communities don't feel empowered to make a difference and though we have ward Cllrs it's never resolved – just a sticking plaster
- Town Centre Community – **Masterplan meeting was disjointed** as you've a strategy for the town centre, history, jumbo but it feels like it's a little bit here and a little bit there. It doesn't **look at the holistic picture** and we could have a better **strategy at the higher level** which could get people to buy into it a bit more, they could make sense of it on how it fits together.
- Living wage – Use all the platforms or the council could facilitate that through comms messages
- We should **empower young people** – don't shoot them down
- Suggested that schools are the best point of call for getting information out to different age groups. **Using the influence of the schools** of hearing of young voices.
- Youth Council - Do we have a youth council in Colchester that talks to the council? **Wendy** knows of someone that could talk to the council (Research team has Wendy's details)
- There needs to be **consistency**
- Look at a '**Champion**' model – for skateboarding, cycling etc,
- Every school can put out a survey through tutor groups and invite council to come in and have a forum
- Where is the pressure from young people to feeling unempowered? It's **mental health** side of things
- Young people don't know how to **express something they're passionate about**
- They don't know how/where to have any **interaction with someone in authority** to express their concerns
- **Have your say meetings**: they are quite **intimidating**, and it appears to be the **same people from the community attending**. You need to make it more inclusive and let people know you can make representations

- There's **no integration in communication at schools, across cultures** etc. There are over 20 sites where different events are going on

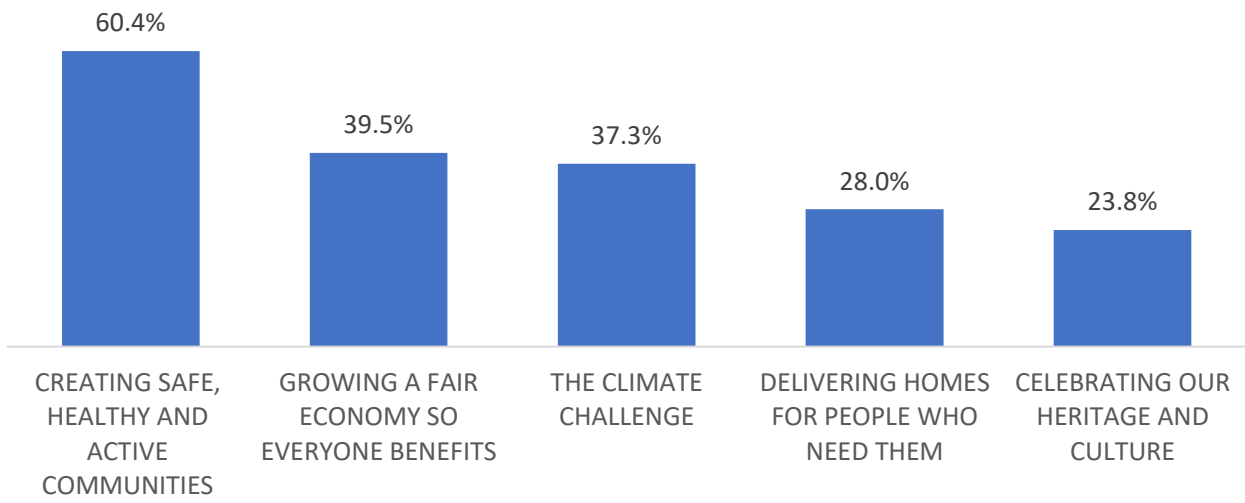


# Priorities for the Council

## Priorities of residents

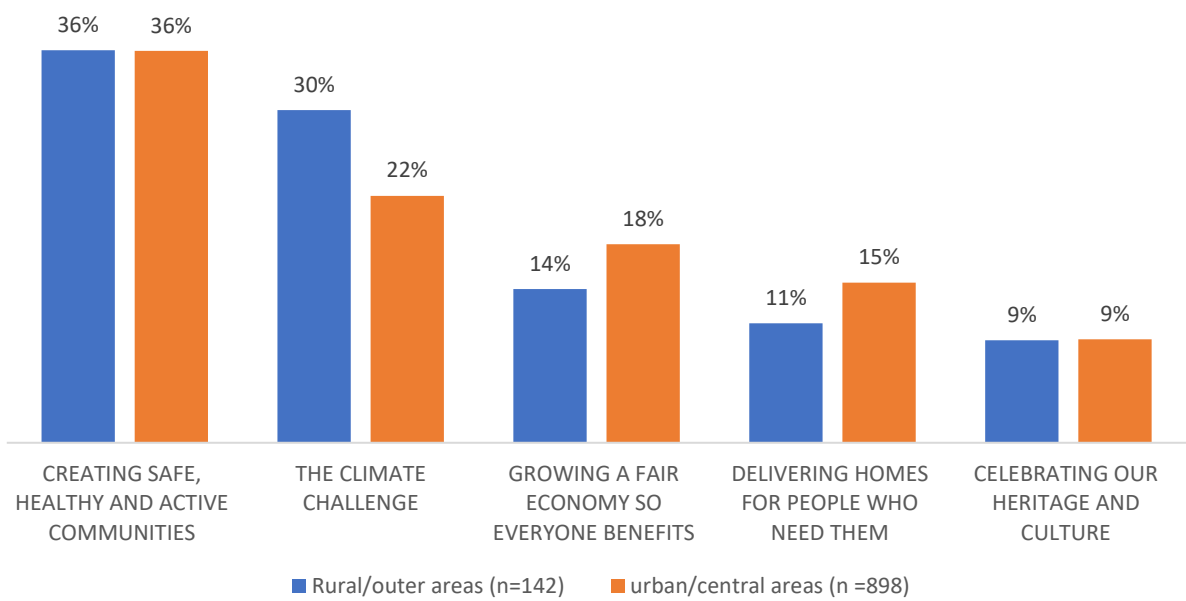
Residents were asked to rank the current council priorities in order of importance.

**‘Creating Safe, Healthy and Active Communities’** was the 1st or 2nd priority for 60% of respondents.

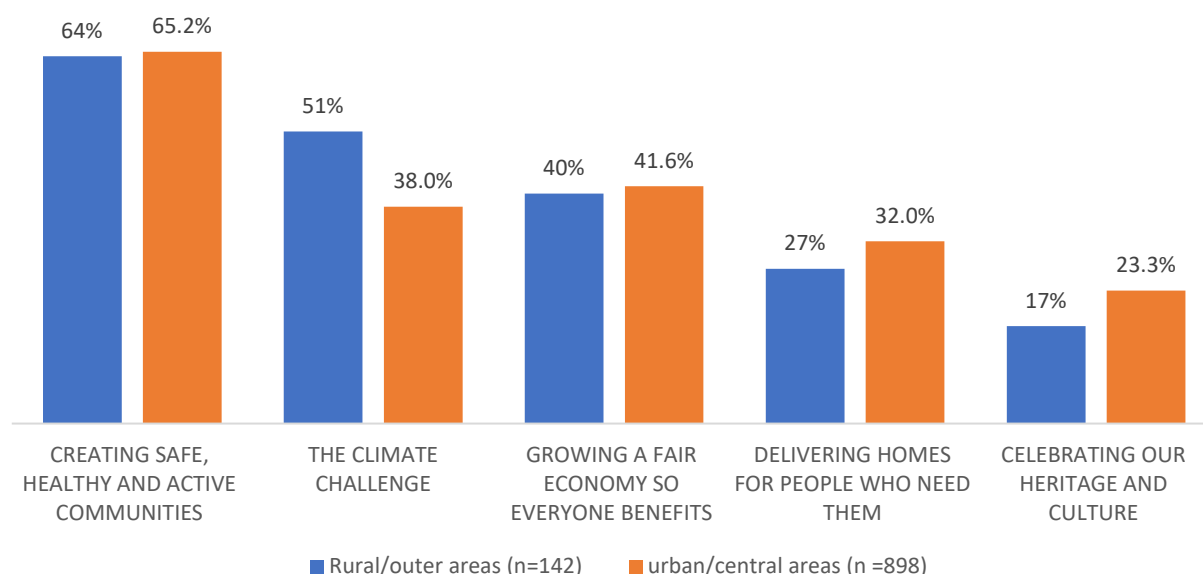


We compared responses from those in rural/outer Colchester areas with those who live more centrally to see if there were any differences in priorities. There was little difference between the areas in the proportion each priority was ranked 1<sup>st</sup>. There were some small differences when combining which priorities were ranked 1<sup>st</sup> or 2nd, with a higher percentage of those in rural areas ranking the climate challenge 1<sup>st</sup> or 2nd and those in Urban/central areas ranking delivery homes and growing a fair economy higher (Rural/outskirts = Marks Tey and Layer, Mersea and Pyefleet, Rural North, Tiptree).

Priorities ranked 1st Rural/outer areas vs Urban/central



**Priorities ranked 1st or 2nd Rural/outer areas vs urban/central areas**  
(N/B percentage out of 200%)



**For a detailed breakdown by age, gender, ethnicity, disability and ward please see appendix 4.**

### Other priorities

Respondents were asked; **What would your number one priority for the council be for the next 3 years?** They were then asked to explain their answer. 97% (n=1075) of respondents put an answer in the initial text box and 87% (n=911) went on to explain their answer. In the 'top priorities' open text box, of those that answered, 237 people mentioned the **TOWN CENTRE** and said that it should be one of the top priorities.

The only other 'new' themes were; **INFRASTRUCTURE** and the need for this to sufficiently support the growing population and housing stock and **LESS HOUSING** although this could be grouped with the climate challenge/sustainability as was often in relation to green space in the borough (even if green space/climate wasn't specifically mentioned).

### Priority Themes from Open Text Boxes;

#### Top 4;

- Town Centre 25% **\*NEW PRIORITY\***
- Climate 18%
- Infrastructure 14% **\*NEW PRIORITY\***
- Community and Safety 14%

**All Other Priorities Mentioned;** Cost of Living, Culture, Economy, Housing, Less Housing/ Development, Affordable Housing, Other, Safety)

**Housing was split into 3 themes;**

1. (Want for) Less Housing



## 2. General

### 3. (More/better) Affordable Housing

*(Comments in this section were only attributed one over-arching theme. All comments are random and verbatim)*

#### **(Top 3; Town Centre, Climate and Infrastructure)**

- **Town Centre - 25% (n = 237)**

*(Regeneration, general cleaning up, filling empty buildings. Often linked with comments relating to community, culture, retail and safety).*

- *"To move away from the current "anti car" policy that has seen people driven out of the town centre, which goes in tandem with the demise of the retail sector within the town - The priorities should be to ensure that the town centre has a thriving retail economy. There should also be easy vehicular access to the town centre roads, with cheap parking to encourage residence to visit, and not force them to drive miles to out of town bland retail parks."*
- *"Making the town centre more attractive and upcoming for tourism - I just feel too much is being done on the outskirts I.e by the stadium and Stan way because land is cheap but not enough in the town centre."*
- *"To improve the infrastructure around the town to make it more accessible to all. To clean up and improve dilapidated areas. Turn empty shops and offices into affordable housing rather than building on our green spaces. Make Colchester a place to celebrate, not feel embarrassed by - The current priorities seem very vague. I appreciate the need for affordable housing but I do think we as a nation should be looking at buildings that already exist but are not used (there are plenty of these spaces) that could be turned into housing, or using brownfield sites prior to more recreational space being culled."*

- **Climate - 18% (n=177)**

*(Includes green transport and general measures to keep Colchester greener).*

- *"Growing the local economy in a way that supports the climate challenge - Attracting businesses that help reduce demand unsustainable resources, through sustainable technology and renewables will help to upskill communities for the longer term whilst showing our commitment to the climate challenge. Colchester seems to need a niche in the business market."*
- *"Better Maintenance of the environment so that open and green spaces are ones that we can be proud of and use safely - The environment in which people live and work is in my opinion the most important service the local authority can deliver to encourage the well being and development of all strata demographic groups"*
- *"The climate challenge. Sorting out car dependency - It's unpleasant in Colchester in places as a pedestrian. Too much public space and consideration is given to vehicles. Even new developments (Stanway) are not pedestrian friendly and encourage car use. It would make a radical difference to Colchester if the Council could grapple with these issues and resolve them effectively"*

- **Infrastructure - 14% (136)**

*(Includes roads and other infrastructure such as schools and GP surgeries and how these need addressing).*

- *"Better services to manage the way too much new homes that has been built - Too many new homes, infrastructure can't support, it enough incentives to use public transport"*
- *"Infrastructure and facilities - It's no good building homes and encouraging companies to come to Colchester when the roads are awful, there aren't enough Doctors dentists and schools. The elderly need better facilities too, activities and clubs to avoid loneliness."*

- *"Stop wasting money on badly planned infrastructure - Bus station replaced by arts center that's hemorrhaging money and a bus station not fit for purpose now"*
- **Community and Safety - 14% (136)**

(General community comments. Includes; policing, ASB, pavements etc).

- *"Ensuring there is a safe environment - Lots of footpaths are in dangerous conditions from tree roots (that were planted by council on green verges)"*
- *"Safety in community - Street lighting extra policing"*
- *"Safe healthy and active communities - If residents feel safe, they take pride in their area and want to contribute to reducing carbon emissions, recycle more, keep area tidy etc"*
- *"Engagement with residents, actually understand what matters to people - For too long councillors and politicians have acted upon what agenda they choose, rather than listening to their customers (the residents/voters) and what they want. For example, our road is breaking up and in need of urgent repair. It's a busy road, on a major bus route, yet we are told it can't be fixed until 2024 at the earliest. These things matter to people. Drive a people's agenda, not a politician's/council's agenda."*

#### **All Other Priorities Mentioned; Cost of Living, Culture, Economy, Housing (General), Less Housing/Development, Affordable Housing, Other.)**

- **Cost of living**

(Comments mentioning that helping those in need should be prioritised).

1. *"Cost of living - Help the community that helps the council"*
2. *"Helping people to afford to live - It would be nice to see more support towards communities and small businesses."*
3. *"Helping those most in need."*

- **Culture**

(Often closely linked with 'town centre' theme and discussing need for Colchester to make more of its culture, heritage and tourism).

1. *"Community and promoting our heritage - If we promoted our heritage like other historic cities e.g. Bath, York etc. Would have a follow on effect to the city. I'd like to see more performance venues and community gatherings."*
2. *"To preserve the heritage and attract people to see it - Not enough is done to preserve and promote the town's history. While there are things to visit in, the wider "experience" leaves you lacking. The quality and diversity of shops is poor and there is little enticement. The development at Stane Park is fine, but traffic management has been poor. More quality events need to be put on in the town."*
3. *"Arts and culture - More funding for arts and culture events. Support us organisers and we will do our utmost to support support tourism into the city and boost the local economy."*

- **Economy**

1. *"Focus on the economy and supporting local businesses - Because that creates jobs and wealth and allows the other priorities to happen."*
2. *"Economic improvement and support for working households - There are lots of options for support for low income households and those on UC but they're not the only once struggling and I'd like to see financial support for hard working people."*
3. *"Growing economy - It's good for residents especially in these difficult times"*

- **Housing**

(General comments regarding housing. Usually the need for delivering homes. Sometimes mentioning 'infrastructure'.

1. *"Have a real comprehensive plan for achieving net zero, protect people's households and avoid housing speculation"*
2. *"Stop building housing stock till you fix the infrastructure - hospitals, doctors, dentists, roads are full, stop bring in more"*
3. *"To consider the level of housing and building across Colchester and how local amenities match that, i.e. A second recycling centre or expansion of the Stanway one and access, regeneration of the town centre and retail units, more frequent buses from places like Tiptree to Stanway and Colchester town centre, station and hospital - Planning seems to be high up on CBC's agenda, at the expense of the balance of green space and public amenities, eg. Proposed development of Middlewick Ranges, regeneration and redevelopment of Stanway and Stane Park, lots of building up by the hospital, yet no improvement to road access to the hospital for emergency vehicles - particularly around North Station. Also a huge housing development in progress in Barbrook Lane, Tiptree, as well as another one proposed for Brook Meadows. GP services in Tiptree are heavily oversubscribed, as are all local schools. Housing and public services, plus a balance of green space for health and well-being, must be balanced"*

- **Less Housing/Development**

(Often linked to 'climate' and some 'infrastructure' themes and how this is having a detrimental effect on Colchester's green space).

1. *"Stop building everywhere!- Stop building everywhere and stop importing every Tom Dick and Harry that doesn't integrate or speak English"*
2. *"Stop building houses on our green spaces like the wick - Concentrate on the economy and not lining your own pockets from housing firms"*
3. *To save all of the Green space we have especially Middlewick. - The council are obsessed with concreting over every last blade of grass and this need to stop now."*

- **Affordable Housing**

(The need for suitable, affordable housing for those in need and residents in general. This includes our current stock and ensuring they are of high enough quality).

1. *"Delivering homes which are affordable and high in quality - Having affordable homes is pointless if they aren't of sufficient quality. I.e. it's pointless to have a home if it gets frozen in the winter and boiling in the summer."*
2. *"Affordable housing for people who aren't students - We have a glut of student housing and housing built for those who work in London but none is affordable for those who actually live and work here. Less houseshares and more apartments for people especially those with mental and physical needs."*
3. *"Building more council homes (some of which should be for disabled residents so have wider doors and level access). Setting a cap on rental costs so that people on low incomes and benefits can afford to live - There are not enough homes that are affordable. And disabled residents are doubly excluded as most homes are entirely unsuitable"*

- **Other**

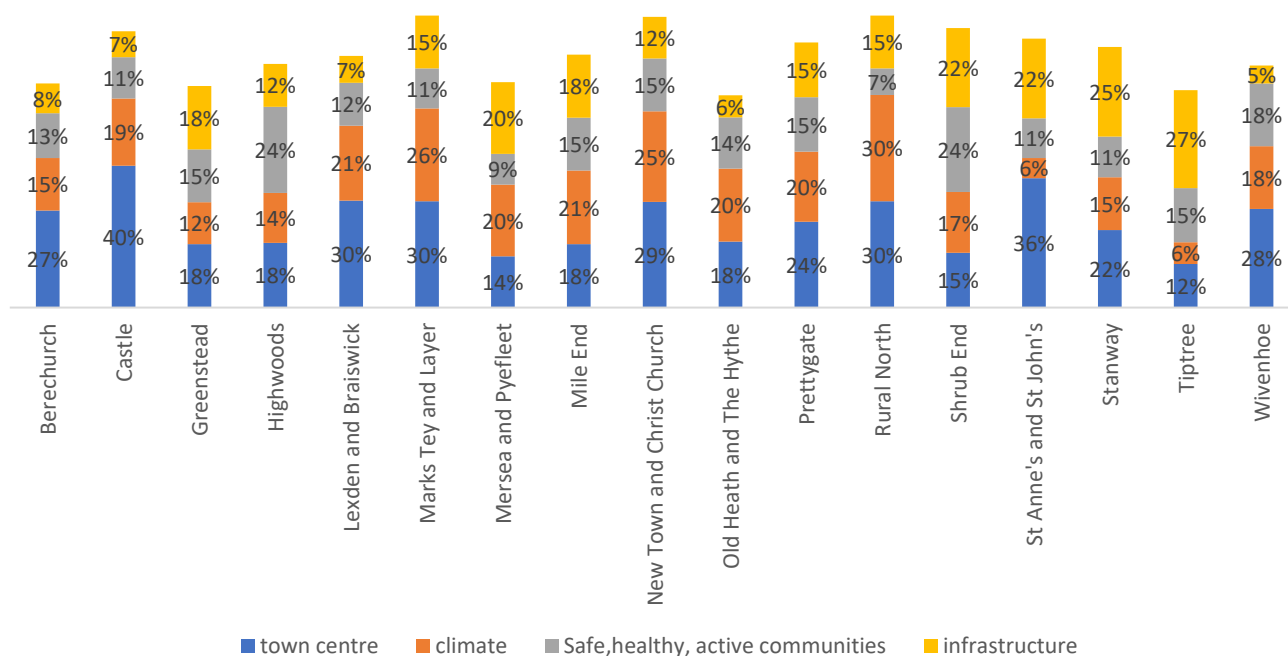
(Unrelated to any other comments thus unable to be themed).

1. *"Getting rid of the Tories"*

## Top 4 'Other' priorities by ward

The town centre was one of the top 4 priorities mentioned by residents in all wards not just those that live close to the town.

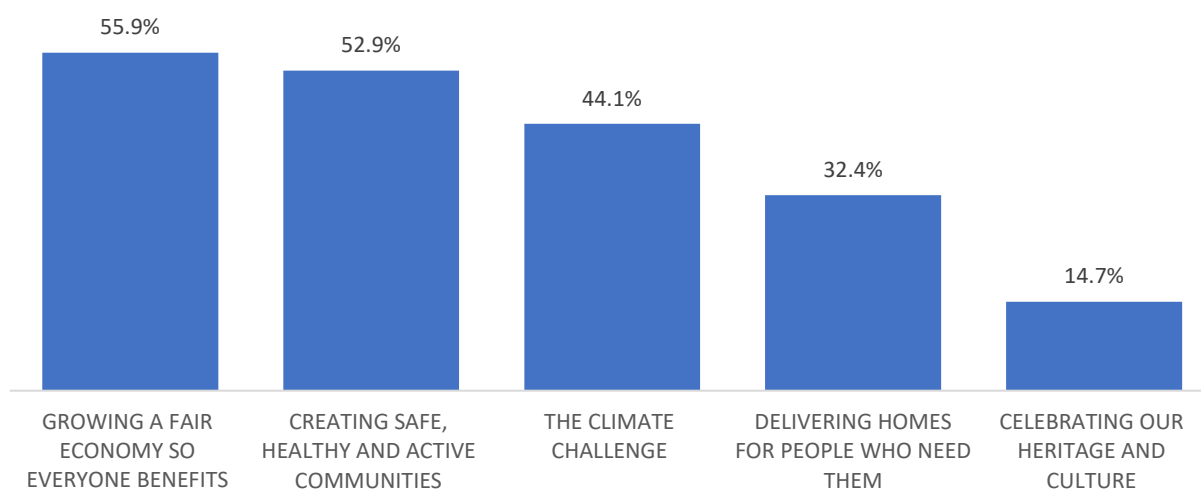
Top 4 priorities across wards - open text box



## Priorities of members, parish and town councillors

Growing a fair economy was the highest ranked priority for councillors (55.9% ranked 1<sup>st</sup> or 2<sup>nd</sup>) but this was based on a much smaller sample of 38 respondents.

Priorities ranked in order of importance by members & Parish/town cllrs - %  
Priority 1 or 2



### PRIORITIES

After being asked to put current priorities in order of importance, members were asked what their top priority would be (Random selection of verbatim quotes below).

*"The restoration of pride (in its proper sense), competence, abandoning Political Correctness, establishing more traditional values and order - Colchester's Direction of Travel is distorted: I do not agree with the priorities."*

*"Tidy up the town centre and High Street - Wealth of fine facades in High Street just being left to rot. Shop fronts ugly and garish. Too many fast food joints."*

*"Pressing ECC to sort out the horrendous traffic - Traffic is the most pressing problem causing pollution, congestion and misery. You can't go to eg Turner Rise / Asda without ending up in gridlock and then avoid using facilities. Stop building more houses introducing more traffic until the current problems are fixed. We don't need any more houses. Chesterwell have laid off builders as they can't sell the houses."*

### Discussion groups – focus on city centre priority

Because the renovation of the city centre was a strong theme amongst respondents of the survey, this was discussed in the face to face groups. There was a **strong relationship between the centre and out of town retail parks**. Initially it was apparent that residents felt that out-of-town retail parks were to blame for the 'decline' of the town centre, but after deeper discussion it appeared that there was room for both and that **they serve different purposes**. The older individuals in the room generally seemed angry about retail parks initially, whilst younger people liked them (along with online shopping) and said that **town was more for an 'experience'** rather than to just shop. It was also news to the majority in the room that the council opposed Stane Retail Park (after some very negative comments about the council 'letting' this happen and that the Council are to blame for the decline in the town centre). When it was explained by the discussion group facilitators that the council tried to oppose the plans, this sparked a wider debate about the **confusion around the council and what they are responsible for**. It was mentioned by those in the room that there is a **need for a clearer and more holistic communications strategy to residents** (including the need for a communications campaign to educate residents around what Essex County Council are responsible for, but this should be 'business as usual').

### Other thoughts/comments from the discussion groups regarding the town centre:

- **Lower the rates and rent** on the empty buildings (especially for small or start-up businesses)
- Mend the **pavements**
- Look into why did the businesses feel the need to move out of the town?
- Chelmsford are not affected by online retail or out of town retail parks. So what are they doing that we're not doing in Colchester?
- Make more of **arts trail for shoppers**. Find a way to encourage independent/niche businesses to come into Colchester
- Rates are extortionate compared to other towns
- Empty shops - Look at **flexible terms** for independent people who are going to start their own business rather than 5 year leases.
- What are the stats with other towns? How many shops they have and how many are empty?

- **Safety factor** – People don't like walking home from work through the town. (Anti-social behaviour)
- **Circular park and ride** similar to system in Cambridge - multiple sites, multiple centres
- **Colchester as a destination rather than just retail**, it's about a destination where people go to enjoy themselves to have food, cinemas and living, shops. Has to be something **more than shops**. An experience day - dining/indoor market/experience events
- Need to do something with the old cinema instead of letting it go to complete ruin.
- Create areas where you can 'DIY'. **Pop-ups** where you can repurpose items or hold crafts areas (also beneficial for community spirit and social interaction).
- Shared working space in town – business hub – which would encourage those working from home to come into town, have coffee lunch etc.

**We asked those in the room what would/could entice them to travel to the high street/centre vs. retail parks;**

Town/City Centre	Out-of-Town Retail Parks
<ul style="list-style-type: none"> <li>• More electric parking</li> <li>• More small independent shops</li> <li>• Young people engagement for Osborne Street, NCP, bingo area.</li> <li>• Cultural facilities would entice</li> <li>• Incentives eg removal of charges if using the castle</li> <li>• Get rid of parking charges on certain days</li> <li>• Cargo bike hubs in the centre for families...hire and park them</li> <li>• Amazing history of Colchester but needs to be more accessible/available</li> <li>• Our heritage - need to take more advantage</li> <li>• Stores that are closed could exhibit as a museum - a celebration of Colchester / schools could come and visit re: roman history</li> </ul>	<ul style="list-style-type: none"> <li>• Closer together so more under cover (weather)</li> <li>• Convenience</li> <li>• Car parking is free</li> <li>• Cleaner and newer</li> <li>• No traffic</li> <li>• Shops generally bigger and more selection</li> <li>• More convenient to get to</li> <li>• Open longer hours</li> <li>• Difficult to get to for non-drivers</li> <li>• Could park and ride go out further? (The Old Sainsburys could be a potential site for park and ride?)</li> <li>• What about an orbital bus (circular) that goes both ways</li> <li>• Perhaps by using the park and ride/bus some of that money could be used to support the regeneration of the high street?</li> </ul>

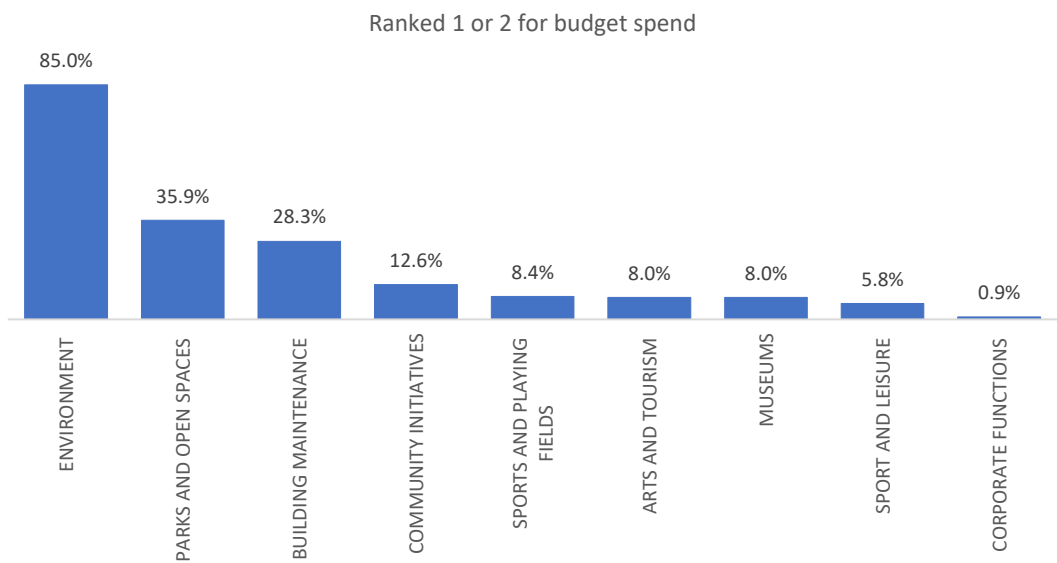


# Budgetary spend

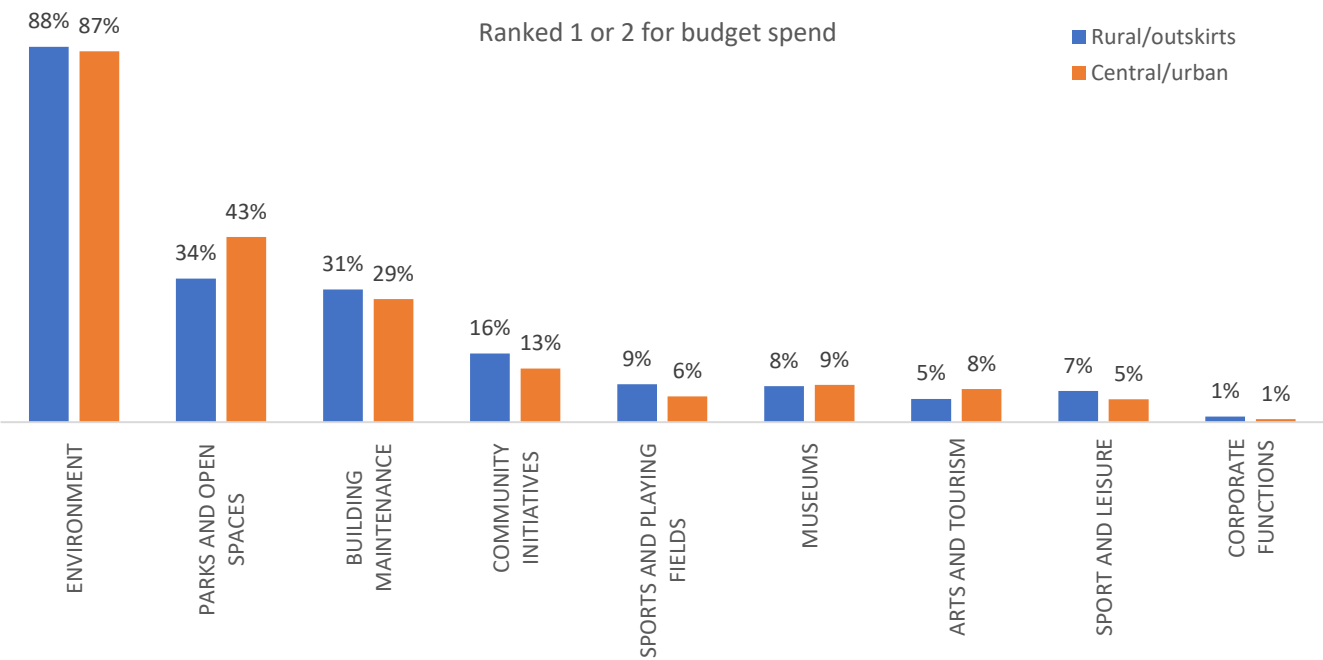
## Budget areas important to residents

Residents were asked to rank the budgetary areas (that cost the council the most to run) in order of importance to them.

- 85% of respondents ranked ‘Environment’ either first or second (out of 9) in order of importance to them in terms of budget spend.
- 36% ranked ‘Parks and Open Spaces’ first or second in order of importance.



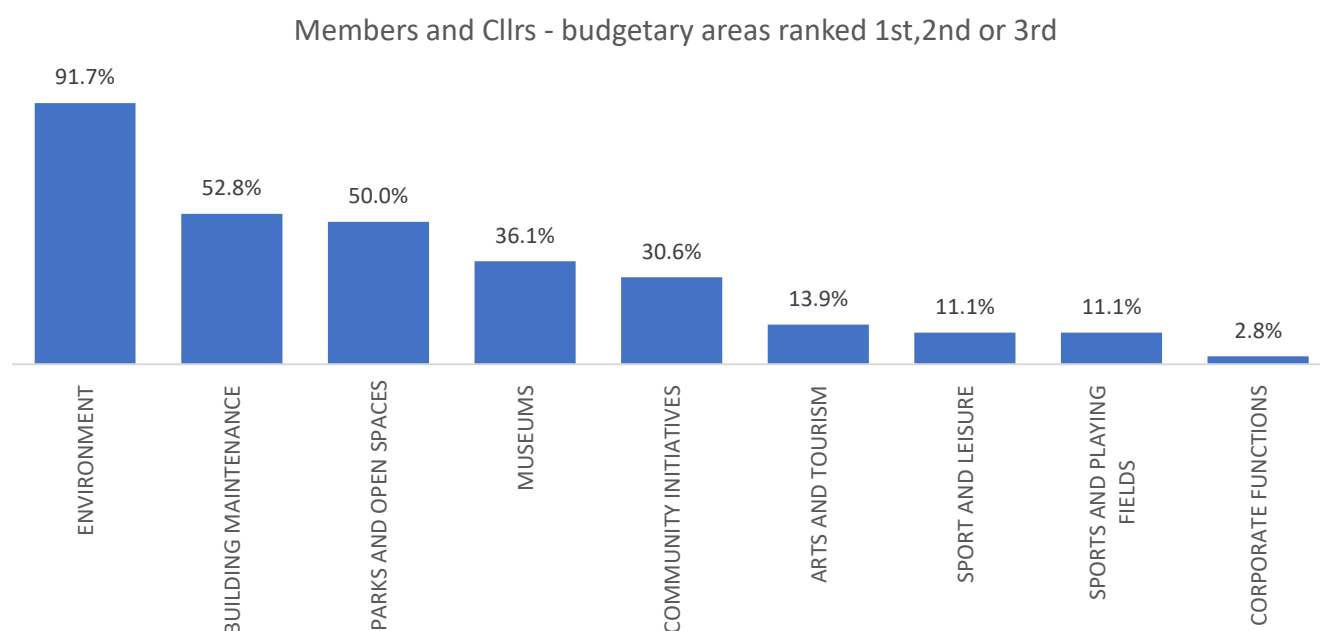
- There was little difference in how these were ranked when comparing those that live in the rural/outskirts of Colchester and the more urban/central areas of Colchester. **For a full breakdown by age, gender, ethnicity, disability, and ward see appendix 5.**





## Members and councillors budget ranking

Members and councillors also ranked Environment 1<sup>st</sup>, with 91.7% ranking Environment 1<sup>st</sup>, 2<sup>nd</sup> or 3<sup>rd</sup>.<sup>1</sup>



## Discussion group themes - budget saving ideas

At the discussion groups we discussed ideas with residents that could potentially save money for Colchester City Council. These ideas included: outsourcing of tourism and leisure services/facilities, country parks, and changes to waste and recycling collection.

### Outsourcing of tourism/leisure/country park facilities

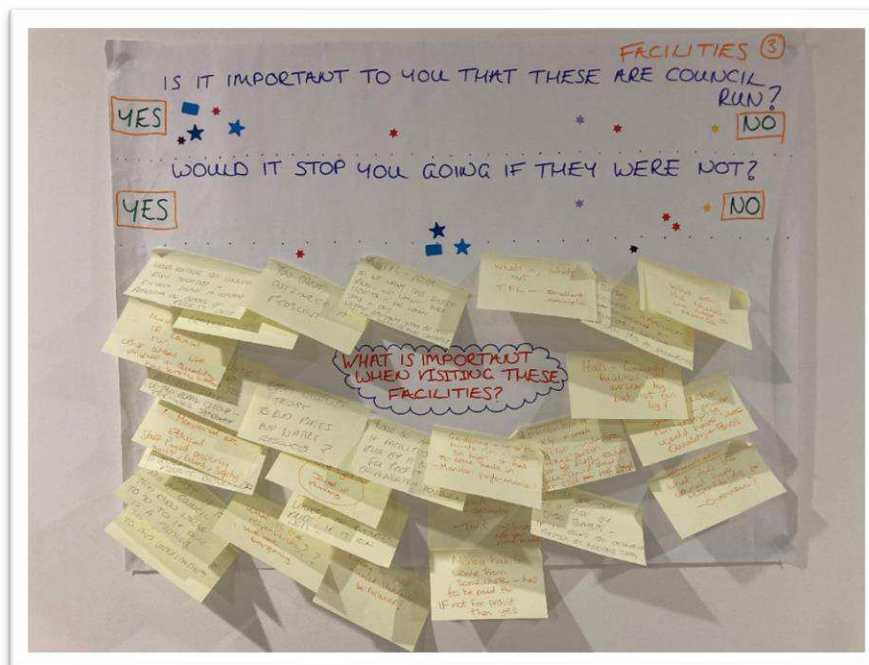
The discussion group facilitators asked those in the room how they felt about facilities, (including but not exclusively; museums, leisure facilities and country parks) and how important they felt it was that these were owned/managed by the council. Initially, they felt that this was very important – but after unpicking the reasons as to *why* the room felt like this, it was clear that it was more important that the council remained to have overall control but it could work well if they were to be managed by other companies (both private or charitable, but ideally not for profit);

- The council is a trusted entity. People know what they are getting and that they will get a fair price, so it is important the council maintains overall control if they were to outsource
- Concerns that if privatised, profits would be the only goal
- Leisure world – well run facility and targeted at the average person – don't want an over priced David Lloyd in its place!

---

<sup>1</sup> Not all Budget areas were ranked 1<sup>st</sup> or 2<sup>nd</sup>, in order for the graph to include all budget areas we have included those ranked 1<sup>st</sup>, 2<sup>nd</sup> or 3<sup>rd</sup>.

- Health & safety is trusted if run by council - if running as a non-profit (or profit) organisation they may cut corners
- You know what you're getting with the council, and you have continuity.
- If it's non-profit – it doesn't matter who really runs it as long as its run well
- Non-profit seemed to be favourable for museums and country parks
- Private companies were favoured for heritage as room recognised need for initial cash injection (Lion Walk mentioned here as example of this done well)
- Council could make more of it than we have now
- Residents want to know what service and price they're going to get
- Currently buses don't work in Colchester all different companies (they don't 'join up'). TFL is the sort of model that could work in Colchester (eg run by private companies but overseen by TFL).
- Must be looked at on a case by case – one size doesn't fit all
- Leisure world making a loss – you can't outsource it with the problems - council needs to be honest (many didn't know Leisure World runs at a loss)




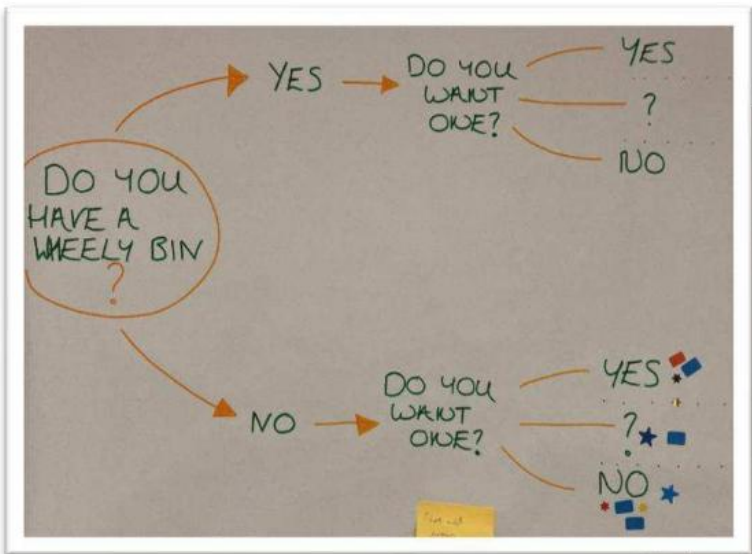
### Waste and recycling:

- The room (16 participants) were all active and keen recyclers
- There is appetite for more items to be recycled (toothpaste bottles and crisp packets for example)
- Some individuals recycled other items locally in their communities (via Facebook groups, at schools and local shops)
- The easier it is, the more people will do it, but it can be complicated
- Acknowledgement that although the room recycled and found it easy to do so, it wasn't always easy; eg for people with less space and for those in flats for example
- If it was all in one container - it would be easier

It was unanimous in the room that the participants would do whatever would be more cost effective for the council when it came to recycling. If sorting recycling (or putting all on one bag) would save money for the council, they would do it – in the hope it opened up more recycling opportunities. All options and costs or saving would need to be explained for a definitive decision (or vote) to be made.



The below boards (garden waste and wheely bins) were up in the room during discussion groups and individuals were able to 'vote.' There was no time to discuss in further detail.



## City status

### Resident views on city status

Respondents were asked what opportunities they hope Colchester city status will bring them. In total 89% (n=992) gave an answer to this open text box question.

As with the question regarding priorities, the town centre featured highly in the responses given with 22% (n =217/992) of comments mentioning the regeneration of the town centre as a potential opportunity following city status.

Other themes mentioned in response to opportunities included; culture/leisure/tourism, employment/economy/education, infrastructure, other, general (investment), community/safety, greener, cleaner and opportunities for the wider Colchester areas (explanation of themes on next page).

The top 4 themes (Employment/Economy/Education, Infrastructure, Culture/leisure/tourism and Town centre) were consistent across wards.

13% (n=129) of respondents, when asked about opportunities, gave a negative response. The question specifically asked about opportunities, so it does not mean the remaining responders necessarily felt positive about city status.

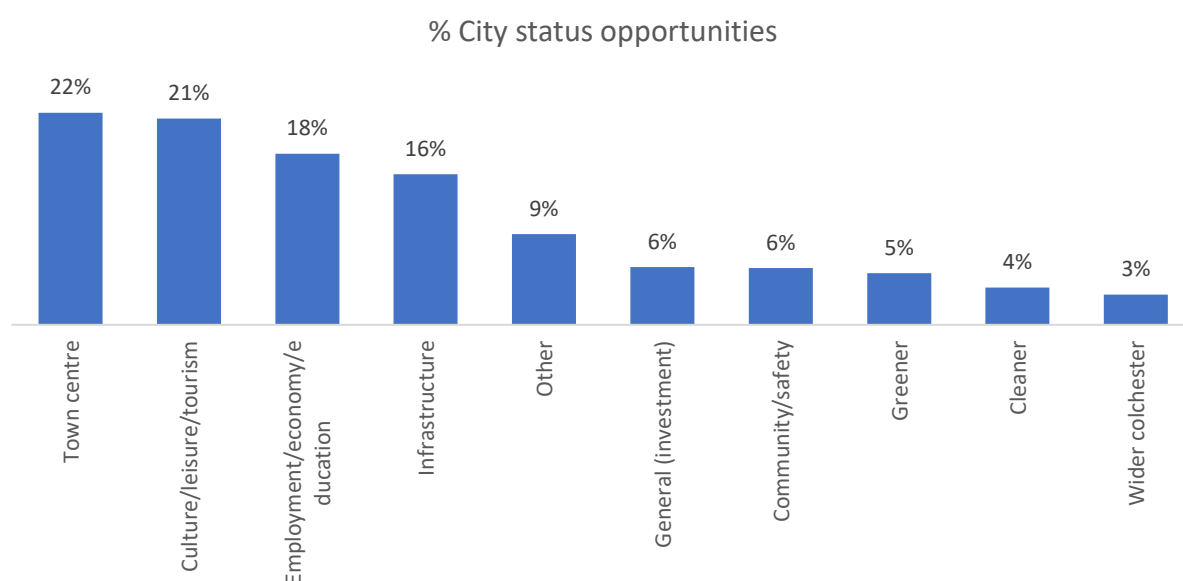
(129 negative comments) Random, verbatim examples.

*"Nothing I will still not go into Colchester town it's a dump"*

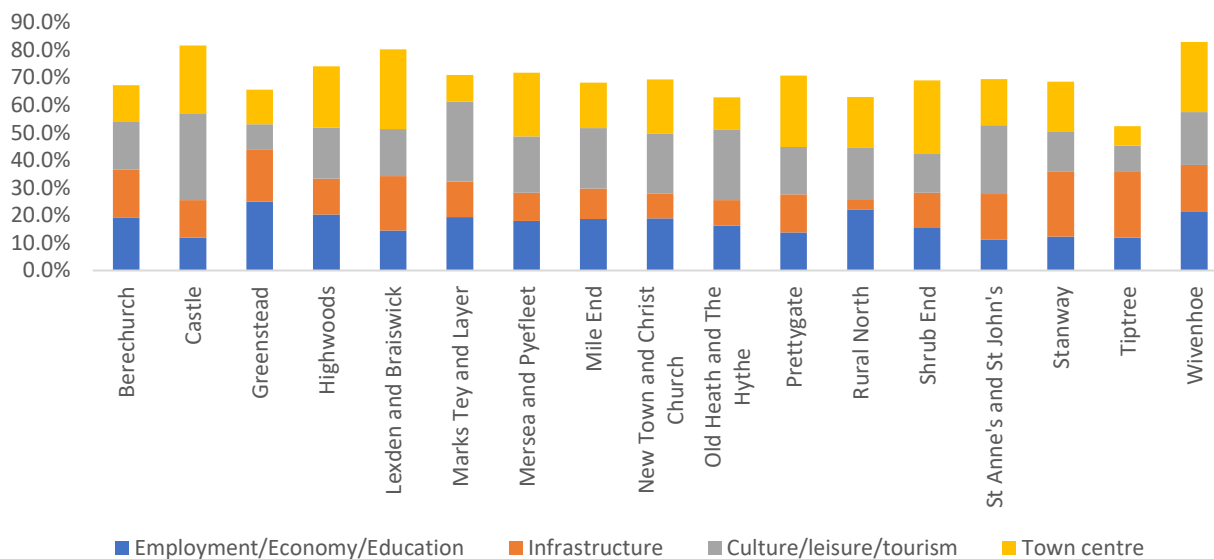
*"None - waste of money"*

*"Did not want to live in a city"*

*"There is no proof that city status, I believe it's always been a vanity project"*



Top 4 themes - City status opportunities by ward



**Do you have any other thoughts or comments regarding Colchester City Council's priorities? (quotes verbatim) - many fall under and have been counted under multiple themes.**

58% left a comment (n=643). All comments random and verbatim.

#### Infrastructure

(Inclusive of car, public transport, green transport and facilities such as GPs, schools and car parks and pavements – often related to expected rise in investment).

- "Better transport links"
- "Better tourism, less building, enhanced infrastructure"
- "Improving the transport network around Colchester to grow in line with homes, another hospital/drs"

#### Employment/Economy/Education

(Includes comments relating to more job opportunities, tourism income and jobs, more investment and opportunities for children now and in the future).

- "More tourism, more business and a high street with shops returning/opening."
- "More support for shops and family businesses"
- "Income so we can live rather than just exist"

#### Cleaner

(Spoken about in relation to Colchester being more inviting)

- "That the streets will be cleaner and more shops in the centre will stay open"
- "A better, cleaner and more successful town (city) centre."

#### Greener

(Including developing on green land, the climate and green transport and open spaces).

- "Better sports facilities. More cheaper environmental transportation via buses."
- "Green investment, renewables"

**Culture/Leisure/Tourism**

(Includes comments which discuss shopping, our history and heritage for jobs and investment from visitors and business)

- “More work opportunities and better shopping and eating experience”
- “Hopefully a job in heritage!”
- “Hopefully more funding for the arts and also leisure facilities.”

**Town Centre**

(Regeneration – often linked to leisure, tourism, culture and heritage related comments)

- “Make the city centre a nice place to be in.”
- “Better shopping, bigger brand names in town. More cultural events”
- “More choice shops, less barbers. Outside areas to sit and chill with no traffic.”

**General (Investment)**

- “More inward investment and growth (through business investment and additional tourism)”
- “More funding for the community”
- “Investment in reducing poverty in the area and increasing opportunities”

**Community/Safety**

(More support in local communities and/or safety relating to ASB, policing and pavements).

- “Safe, happy communities.”
- “A cleaner, Safer more attractive place to live in, to work in and to visit”
- “Greater investment into community activities, hopefully to bring down costs so that activities like swimming etc are more affordable”

**Wider Colchester**

(Comments which mentioned the wider borough or specifically outside of the centre).

- “Policing in Tiptree”
- “Don't forget the surrounding villages it's not all about Colchester”
- “To save MIDDLEWICK from development.”

**Other**

- “Make it somewhere to be proud of”
- “Big brand shops, upgrades to park play areas, house prices increase”
- “I'd like to see all of the above but we are in the midst of a cost of living crisis and as such I can't see any benefits happening in the near future.”
- “Better planning.”



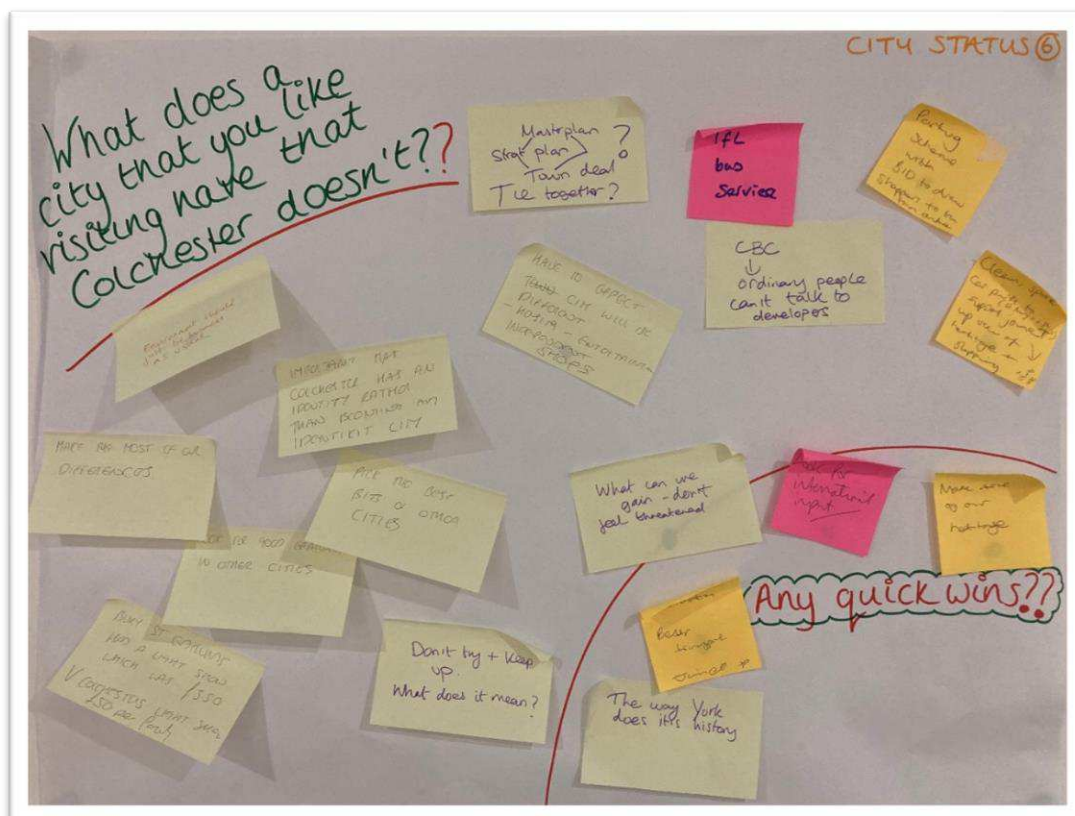
## Members and councillor's views of city status

Comments from members and Parish Councillors 35 comments left in total. All comments random, verbatim and anonymous.	
Positive/Neutral Comments	Negative Comments
<p>"a flourishing future for Colchester"</p> <p>"A higher national profile resulting in business wanting to come here bringing high wage jobs"</p> <p>"Lowering the council tax and helping the homeless"</p>	<p>"I don't agree with city status and disagree it will bring any opportunities"</p> <p>"none keep it as a Town"</p>

## Discussion group - city status

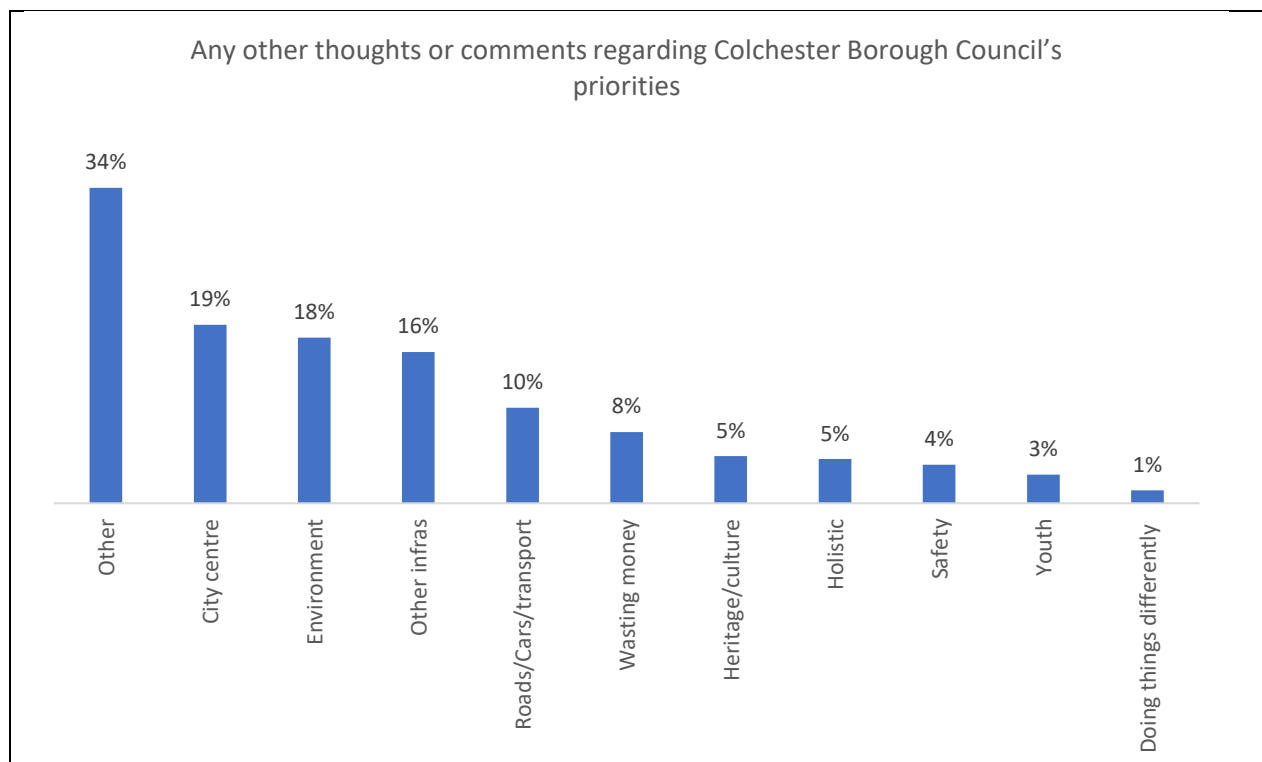
Points to note from residents;

- Colchester needs to have an identity now that it's a city, with the different boroughs, areas, parishes within Colchester. How do you bring those together, so you have an identifiable City?
- Try and gain from what other cities are doing
- We should make the most of our differences (historical sites and galleries for example)
- Look at how York/Bury St Edmonds/ Norwich etc runs its heritage/history
- [We] Like the independent pedestrianised shopping areas of Norwich - independent shops, cafes, filtering bus lane, outdoor market, cultural bits
- Have more housing in the centre of Colchester
- More entertainment venues – make Colchester an experience
- There are so many different meetings and consultations. It's confusing and they need to be joined up - it's hard to keep track of them all.



## Final thoughts

Other thoughts or comments regarding Colchester borough/city council priorities from residents  
A wide variety of other comments were made. The themes echoed much of what was said across other comment boxes. New themes, such as 'Holistic' (needing a joined up approach) were given further context discussion groups.



644 comments (Quotes verbatim and many fall under and have been counted under multiple themes).

### Heritage/Culture

- "Make Colchester a nice town to be in again ,bring back the public , we have lots of history in our town and nice parks, please make it all nice again"
- "The city doesn't make enough of the history here for tourists too find and enjoy"

### City Centre

- "Our roads, pavements, tourism and city centre are woeful. I purchased a home in a very pleasant town centre and within a matter of years I now reside in a derelict, dead run down 'city' centre."
- "Mend the roads. Sort out the High Street. Stop building on green space and stop the hospital charging their staff for parking."
- "Re think what you are doing. You have systematically killed the high street. I will never shop there again."

### Safety (including pavements, scooters, drinking and anti-social behaviour and policing)

- "I would like to see a constant police force team all over the city and specifically in the town centre, like patrols. And also, make history more important in the town centre."
- "...Also E-scooters are a menace and the trials need to be pulled, before a pedestrian gets killed. [They] don't really police their scooters, and are highly unlikely to ban riders as that would "bite the hand that feeds them", so is down to the council to do something"



### **Wasting Money**

- *"Get the basics done right, before wasting money on publicity stunts. Invest in the youth of Colchester. No more housing without more local services. Schools, hospitals, GPs"*
- *"Stop wasting money on cycle lanes and park and ride as residents don't care for either scheme. People have cars and will always continue to drive them, the council just needs to wake up to the fact and accept it."*
- *"They must ensure that money is spent carefully"*

**Environment** (including green spaces, Middlewick Ranges, housing developments on green land, parks, recycling and air pollution/green transport).

- *"Priorities should always be people and nature."*
- *"And I will repeat for emphasis - Your treatment of Climate Change as just one of a set of things the council might / might not do demonstrates that you have not understood the situation facing us. Reducing climate damage needs to be 'baked in' to the way the council runs (like equality, or violence in the workplace), not an optional part if it can be bothered."*
- *"Simplify doorstep recycling."*

### **Youth**

- *"I believe the council are doing there best but there priories are not in the right place. There need to be more done for the younger generation and keeping the town centre a place to go - stop allowing shops to close et marks and Spencer's"*
- *"At times the town is beholden to a vociferous minority of an often older generation. Successful towns and cities are built upon a strong economy attracting young, vibrant, highly skilled people and their families to them. Not only do we need to encourage these types of business we need to be a town/city that those young people want to come and live in..."*

**Holistic** (mentioning and including other local stakeholders such as the police and ECC and/or the need for a more 'joined up approach' in general)

- *"It would be excellent if colchester could assume responsibility for our roads."*
- *"I would like to see a constant police force team all over the city and specifically in the town centre, like patrols. And also, make history more important in the town centre."*
- *"Break away from Essex county council. Stop having elections every year it's a waste of money & people are fed up of it"*

### **Roads/Cars/transport**

- *"Safe areas with less crime, cheaper public transport"*
- *"Potholes are everywhere"*
- *"I feel strongly that we need to look at the road network. The accessibility of the town centre is killing it and breaking our road network. We need a plan to seriously improve the state of the town centre."*

### **Doing Things Differently**

- *"Visit other successful towns. Question what happens in Colchester. Don't accept the same habits. Challenge everything"*
- *"I think the general idea is on right track, the execution needs to be improved, try to innovate and experiment with new projects"*
- *"The current council needs to start thinking outside the box. They don't work together but seem to want to promote their own individual priorities but don't reflect what most people want."*

**Other (Comments which are unable to be themed, 'other' infrastructure not included in 'road' theme)**

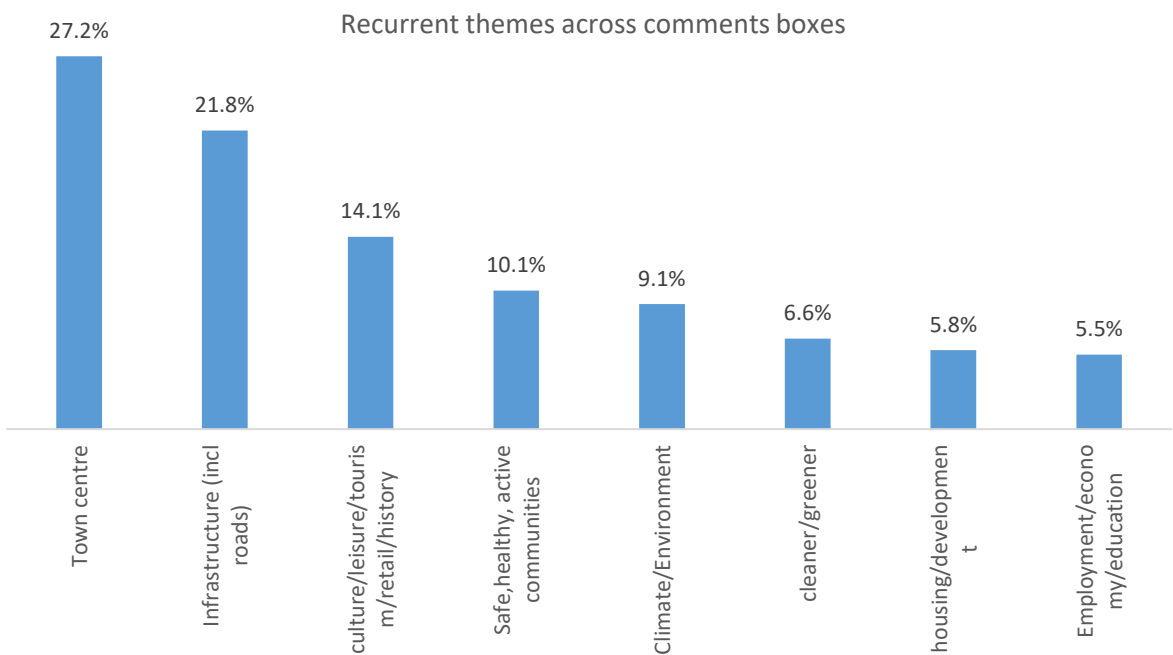
- *"Just fix things when broken, roads, barriers. Play areas fixed."*
- *"Another priority should be schools and catchment areas. More schools need to be built and catchment areas better governed. There is so much traffic every morning and afternoon caused by parents having to drive their children across town ...."*
- *"I think homelessness and begging should be prioritised a small it often seems that charities and church groups have to pick up this help for people."*

Final thoughts from member & councillors

Final thoughts from members and parish councillors 15 comments (random, verbatim and anonymous)
<i>"Ask the residents for THEIR priorities"</i>
<i>"Simplify them. Communicate more."</i>
<i>"Zone teams working in the community and with the community"</i>
<i>"Looks are everything, if the city looks smart, it looks prosperous and people will take a pride in it, visitor numbers will increase. Make Colchester easy to access by whatever means. At the moment the bus stops are confusing. We need to insist of high quality architectural design on all"</i>
<i>"I worry that the new found city status will see the council look towards 'vanity' projects, rather than creating the foundations on which to build from."</i>
<i>"Don't forget the rural parishes which often feel left out."</i>
<i>"I would like to see more autonomy for Parishes to manage local affairs"</i>

Recurrent themes across comment boxes

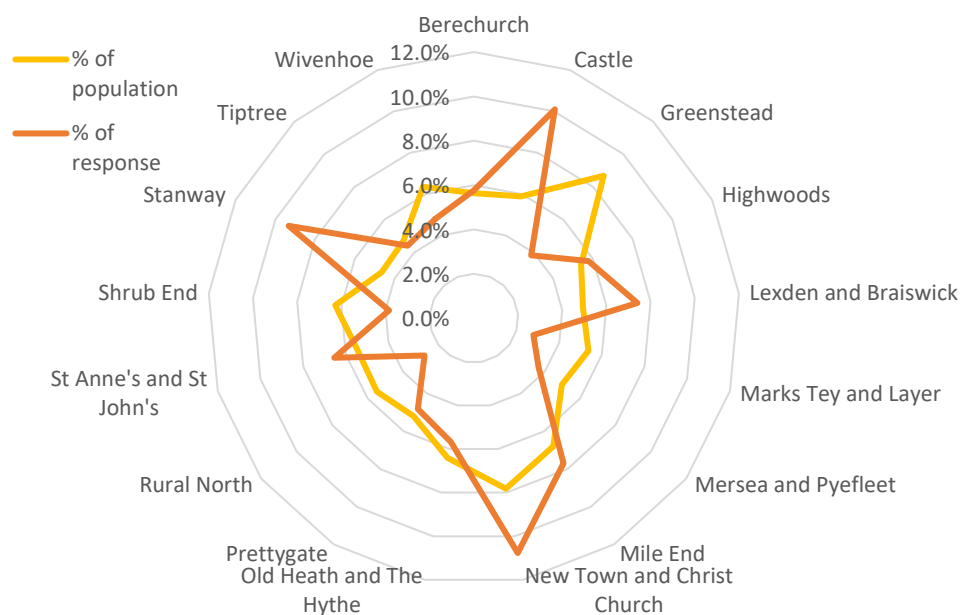
Overall, the town centre was mentioned most frequently. Across all open text boxes (totalling 3208 comments) the Town centre was mentioned by 27% of respondents (in 874 open text boxes). Other recurring themes included Infrastructure (incl roads); culture/leisure/tourism/retail/history; Safe, healthy, active communities; climate/environment; cleaner/greener; housing/development and employment/economy/education...



## Achieved sample of residents

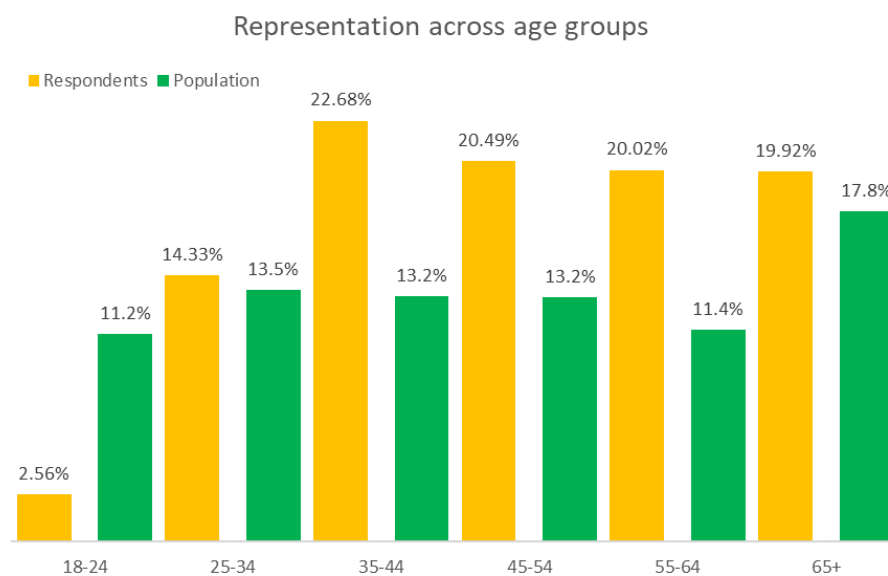
### Respondents by ward

- There was some over representation in some wards (Stanway, Lexden & Braiswick, New Town & Christ church, and Castle)
- There was a underrepresentation in Greenstead, Mersea & Pyfleet and the Rural North.



### Respondents by Age and Gender

- Good representation in the 25 to 34 and 65+ age groups.
- More females (63%) than males responded to the survey.



## Respondents by Ethnicity and Disability

- 4.9% of survey respondents said they were of black or minority ethnic background, this is lower than the general population (12.5%). 8.7% preferred not to say.

	Respondents %	Population (2021 census) %
BAME	4.9%	13.0%
Prefer not to say	8.7%	
White British	86.4%	87.0%

- 12% of respondents said they considered themselves to have a disability.
- This is lower than the estimate for the Eastern region (23%)<sup>2</sup> but could be due to under reporting (those who do not consider their disability as such).

## Members & Councillors by ward

Members and councillors responded from a variety of wards to the member/councillor version of the survey. Wards with a higher number of respondents contain a higher number of parishes. E.g. the Rural north has 11 parishes.

Ward	%	Count
Berechurch	2.63%	1
Castle	2.63%	1
Greenstead	5.26%	2
Lexden & Braiswick	2.63%	1
Marks Tey and Layer	10.53%	4
Mersea and Pyefleet	2.63%	1
Mile End	7.89%	3
New Town and Christchurch	2.63%	1
Prettygate	5.26%	2
Rural North	21.05%	8
Shrub End	2.63%	1
St Anne's and St John's	2.63%	1
Stanway	2.63%	1
Tiptree	2.63%	1
Wivenhoe	5.26%	2
not given	18.42%	7
not known	2.63%	1
<b>Grand Total</b>	<b>100.00%</b>	<b>38</b>

<sup>2</sup> [Family Resources Survey: financial year 2020 to 2021 - GOV.UK \(www.gov.uk\)](https://www.gov.uk/government/statistics/family-resources-survey-financial-year-2020-to-2021)

## Appendices of tables

### Appendix 1 - I feel a sense of community in the area of Colchester

AGE	18-24	25-34	35-44	45-54	55-64	65+	PREFER NOT TO SAY	(BLANK)	GRAND TOTAL
STRONGLY DISAGREE	15%	6%	5%	6%	9%	9%	57%	40%	10%
DISAGREE	19%	20%	17%	21%	18%	24%	17%	20%	20%
NEITHER AGREE NOR DISAGREE	26%	24%	29%	28%	34%	27%	17%	20%	28%
AGREE	41%	44%	39%	36%	33%	33%	9%	20%	35%
STRONGLY AGREE	0%	7%	10%	8%	6%	7%	0%	0%	7%
DON'T KNOW	0%	0%	0%	1%	0%	0%	0%	0%	0%
GRAND TOTAL	100%	100%	100%	100%	100%	100%	100%	100%	100%

GENDER	Female	Male	Other Gender	Prefer Not To Say	(blank)	Grand Total
STRONGLY DISAGREE	6%	8%	0%	56%	17%	10%
DISAGREE	22%	18%	25%	12%	21%	20%
NEITHER AGREE NOR DISAGREE	27%	32%	0%	14%	17%	28%
AGREE	36%	36%	75%	16%	38%	35%
STRONGLY AGREE	8%	6%	0%	2%	8%	7%
DON'T KNOW	0%	0%	0%	0%	0%	0%
GRAND TOTAL	100%	100%	100%	100%	100%	100%

DISABILITY	No	Prefer Not To Say	Yes	didn't answer	Grand Total
STRONGLY DISAGREE	6%	35%	13%	16%	10%
DISAGREE	19%	22%	22%	21%	20%
NEITHER AGREE NOR DISAGREE	28%	24%	34%	24%	28%
AGREE	39%	20%	23%	31%	35%
STRONGLY AGREE	7%	0%	9%	7%	7%

DON'T KNOW	0%	0%	0%	1%	0%
GRAND TOTAL	100%	100%	100%	100%	100%

ETHNICITY	ASIAN OR ASIAN BRITISH	BLACK OR BLACK BRITISH	CHINESE	MIXED	OTHER ETHNIC GROUP	PREFER NOT TO SAY	WHITE	DIDN'T ANSWER	GRAND TOTAL
STRONGLY DISAGREE	5%	0%	0%	6%	0%	37%	7%	40%	10%
DISAGREE	5%	13%	0%	12%	40%	14%	21%	7%	20%
NEITHER AGREE NOR DISAGREE	37%	13%	80%	29%	20%	28%	27%	27%	28%
AGREE	37%	50%	20%	29%	40%	21%	37%	13%	35%
STRONGLY AGREE	16%	25%	0%	24%	0%	0%	7%	13%	7%
DON'T KNOW	0%	0%	0%	0%	0%	0%	0%	0%	0%
GRAND TOTAL	100%	100%	100%	100%	100%	100%	100%	100%	100%

I feel a sense of community in the area of Colchester

Age	18-24	25-34	35-44	45-54	55-64	65+	PREF ER NOT to Say	(bl an k)	Grand Total
Stro ngly Dis agr ee	15%	6%	5%	6%	9%	9%	57%	40%	10%
Disa gree	19%	20%	17%	21%	24%	24%	17%	20%	20%
Neit her Agr ee nor Dis	26%	24%	22%	22%	27%	27%	17%	20%	28%

agree									
Agree	41%	44%	39%	36%	33%	9%	20%	35%	
Strongly Agree	0%	7%	10%	8%	6%	7%	0%	0%	7%
Don't Know	0%	0%	0%	1%	0%	0%	0%	0%	0%
Grand Total	100%	100%	100%	100%	100%	100%	100%	100%	100%

Gender	Female	Male	Other Gender	Prefer Not To Say	(blank)	Grand Total
Strongly Disagree	6%	8%	0%	56%	17%	10%
Disagree	22%	18%	25%	12%	21%	20%
Neither Agree nor Disagree	27%	32%	0%	14%	17%	28%
Agree	36%	36%	75%	16%	38%	35%
Strongly Agree	8%	6%	0%	2%	8%	7%

Don't Know	0%	0%	0%	0%	0%	0%													
Grand Total				100%	100%	100%	100%	100%	100%	100%	100%	100%	100%	100%	100%	100%	100%	100%	100%
WARD	BERECHURCH	CASTLE	GREENSTEAD	HIGHWOODS	LEXDEN AND BRAISWICK	MARKS TEY AND LAYER	MERSEA AND PYEFLEET	MILE END	NEW TOWN AND CHRIST	OLD HEATH AND THE	PRETTYGATE	RURAL NORTH	SHRUB END	ST ANNE'S AND ST	STANWAY	TIPTREE	WIVENHOE	(BLANK)	GRAND TOTAL
STRONGLY DISAGREE	8%	4%	13%	10%	4%	7%	8%	5%	8%	10%	4%	0%	7%	10%	5%	9%	8%	49%	10%
DISAGREE	23%	15%	18%	25%	22%	17%	14%	18%	11%	27%	24%	41%	19%	33%	22%	13%	22%	16%	20%
NEITHER AGREE NOR DISAGREE	28%	21%	33%	37%	38%	31%	39%	29%	22%	14%	33%	24%	35%	15%	35%	29%	30%	14%	28%
AGREE	28%	45%	35%	25%	31%	38%	33%	38%	49%	34%	35%	24%	34%	33%	33%	47%	36%	20%	35%
STRONGLY AGREE	10%	14%	3%	3%	5%	7%	6%	10%	11%	15%	2%	10%	4%	8%	4%	2%	4%	1%	7%
DON'T KNOW	2%	0%	0%	0%	0%	0%	0%	1%	0%	0%	2%	0%	0%	3%	0%	0%	0%	0%	0%
GRAND TOTAL	100%	100%	100%	100%	100%	100%	100%	100%	100%	100%	100%	100%	100%	100%	100%	100%	100%	100%	100%

## Appendix 2 I enjoy living/working in Colchester

I ENJOY LIVING/WORKING IN COLCHESTER BY AGE	18-24	25-34	35-44	45-54	55-64	65+	PREFER NOT TO SAY	GRAND TOTAL
STRONGLY DISAGREE		4%	1%	2%	2%	4%	4%	3%
DISAGREE		11%	9%	8%	11%	10%	12%	10%
DON'T KNOW		0%	0%	0%	0%	0%	0%	0%
NEITHER AGREE NOR DISAGREE		15%	14%	14%	17%	17%	23%	20%
AGREE		52%	58%	52%	50%	47%	40%	48%
STRONGLY AGREE		19%	19%	24%	20%	22%	20%	20%



<b>GRAND TOTAL</b>	100%	100%	100%	100%	100%	100%	100%	100%
<b>I ENJOY LIVING/WORKING IN COLCHESTER BY GENDER</b>	Female	Male	Other Gender	Prefer Not To Say	Grand Total			
<b>STRONGLY DISAGREE</b>	2%	4%	0%	0%	3%			
<b>DISAGREE</b>	10%	9%	0%	7%	10%			
<b>DON'T KNOW</b>	0%	0%	0%	0%	0%			
<b>NEITHER AGREE NOR DISAGREE</b>	17%	17%	0%	69%	20%			
<b>AGREE</b>	49%	50%	75%	21%	48%			
<b>STRONGLY AGREE</b>	21%	20%	25%	3%	20%			
<b>GRAND TOTAL</b>	100%	100%	100%	100%	100%			
<b>I ENJOY LIVING/WORKING IN COLCHESTER BY ETHNICITY</b>	Asian or Asian British	Black or Black British	Chinese	Mixed	Other Ethnic Group	Prefer Not To Say	White	Grand Total
<b>STRONGLY DISAGREE</b>	5%	0%	0%	0%	0%	2%	3%	3%
<b>DISAGREE</b>	11%	0%	20%	6%	20%	12%	10%	10%
<b>DON'T KNOW</b>	0%	0%	0%	0%	0%	0%	0%	0%
<b>NEITHER AGREE NOR DISAGREE</b>	16%	13%	20%	24%	20%	51%	16%	20%
<b>AGREE</b>	47%	50%	60%	41%	20%	31%	50%	48%
<b>STRONGLY AGREE</b>	21%	38%	0%	29%	40%	5%	21%	20%
<b>GRAND TOTAL</b>	100%	100%	100%	100%	100%	100%	100%	100%
<b>I ENJOY LIVING/WORKING IN COLCHESTER BY DISABILITY</b>	No	Prefer Not To Say	Yes	Grand Total				
<b>STRONGLY DISAGREE</b>	3%	2%	3%	3%				
<b>DISAGREE</b>	8%	11%	16%	9%				
<b>DON'T KNOW</b>	0%	0%	0%	0%				
<b>NEITHER AGREE NOR DISAGREE</b>	16%	47%	23%	19%				
<b>AGREE</b>	51%	35%	43%	49%				

STRONGLY AGREE	22%	5%	16%	20%														
GRAND TOTAL	100%	100%	100%	100%														
I ENJOY LIVING/WORKING IN COLCHESTER BY WARD	Berechurch	Castle	Greenstead	Highwoods	Lexden and Braiswick	Marks Tey and Layer	Mersea and Pyefleet	Mile End	New Town and Christ Church	The Hythe	Old Heath and Prettuate	Rural North	Shrub End	St Anne's and St John's	Stanway	Tiptree	Wivenhoe	Grand Total
STRONGLY DISAGREE	3%	2%	5%	3%	0%	7%	11%	1%	2 %	5%	2%	3 %	1 %	3%	3 %	2 %	2 %	3 %
DISAGREE	8%	4%	8%	10%	9%	7%	14%	14%	9 %	14%	4%	28 %	6 %	15%	1 0 %	9 %	10 %	10 %
DON'T KNOW	0%	0%	0%	0%	0%	0%	0%	0%	0 %	0%	2%	0 %	0 %	0%	0 %	0 %	0 %	0 %
NEITHER AGREE NOR DISAGREE	20%	9%	23%	20%	18%	17%	25%	11%	17 %	19%	8%	14 %	19 %	21%	1 9 %	22 %	24 %	17 %
AGREE	47%	50%	40%	50%	55%	52%	42%	55%	51 %	39%	68 %	38 %	51 %	38%	4 7 %	53 %	52 %	50 %
STRONGLY AGREE	22%	35%	25%	17%	18%	17%	8%	19%	21 %	24%	16 %	17 %	22 %	23%	2 1 %	13 %	12 %	21 %

### Appendix 3 I would recommend other people to live or work in Colchester

I WOULD RECOMMEND OTHER PEOPLE TO LIVE OR WORK IN COLCHESTER BY AGE	18-24	25-34	35-44	45-54	55-64	65+	PREFER NOT TO SAY	GRAND TOTAL
STRONGLY DISAGREE	18.5%	2.6%	5.0%	7.0%	9.7%	8.8%	56.6%	9.5%
DISAGREE	3.7%	13.9%	10.9%	15.0%	17.9%	20.5%	15.1%	15.2%
NEITHER AGREE NOR DISAGREE	37.0%	25.2%	23.8%	25.2%	22.7%	26.8%	9.4%	24.3%
AGREE	22.2%	43.7%	44.8%	41.6%	39.6%	32.7%	18.9%	39.0%
STRONGLY AGREE	18.5%	14.6%	15.5%	11.2%	10.1%	10.7%	0.0%	12.0%
DON'T KNOW	0.0%	0.0%	0.0%	0.0%	0.0%	0.5%	0.0%	0.1%



GRAND TOTAL	100.0%	100.0%	100.0%	100.0%	100.0%	100.0%	100.0%	100.0%	100.0%										
I WOULD RECOMMEND OTHER PEOPLE TO LIVE OR WORK IN COLCHESTER BY DISABILITY	No	Prefer Not To Say	Yes	Grand Total															
STRONGLY DISAGREE	6.7%	33.9%	10.4%	8.7%															
DISAGREE	13.3%	19.6%	22.6%	14.7%															
NEITHER AGREE NOR DISAGREE	23.9%	23.2%	31.3%	24.7%															
AGREE	42.7%	23.2%	27.8%	39.8%															
STRONGLY AGREE	13.4%	0.0%	7.8%	11.9%															
DON'T KNOW	0.1%	0.0%	0.0%	0.1%															
GRAND TOTAL	100.0%	100.0%	100.0%	100.0%															
I WOULD RECOMMEND OTHER PEOPLE TO LIVE OR WORK IN COLCHESTER BY WARD	Berechurch	Castle	Greenstead	Highwoods	Lexden and Braiswick	Marks Tey and Layer	Mersea and Pyefleet	Mile End	New Town and Christ Church	Hythe	Old Heath and The	Prettygate	Rural North	Shrub End	St Anne's and St John's	Stanway	Tiptree	Wivenhoe	Grand Total
STRONGLY DISAGREE	3.4%	2.9%	7.7%	8.3%	1.3%	10.3%	21.6%	5.1%	7.2%	8.5%	6.1%	10.3%	5.9%	12.5%	9.4%	4.4%	10.0%	7.1%	
DISAGREE	13.6%	10.7%	10.3%	15.0%	23.4%	6.9%	10.8%	8.9%	13.5%	25.4%	14.3%	31.0%	17.6%	17.5%	15.6%	15.6%	16.0%	15.	
NEITHER AGREE NOR DISAGREE	37.3%	20.4%	28.2%	28.3%	24.7%	31.0%	32.4%	21.5%	19.8%	16.9%	28.6%	6.9%	25.0%	15.0%	31.3%	28.9%	28.0%	24.	
AGREE	28.8%	45.6%	35.9%	31.7%	41.6%	44.8%	29.7%	49.4%	45.0%	33.9%	44.9%	37.9%	44.1%	45.0%	32.3%	46.7%	42.0%	40.	
STRONGLY AGREE	16.9%	20.4%	15.4%	16.7%	9.1%	6.9%	5.4%	15.2%	14.4%	15.3%	6.1%	13.8%	7.4%	10.0%	11.5%	4.4%	4.0%	12.	

<b>DON'T KNOW</b>	0.0%	0.0%	2.6%	0.0%	0.0%	0.0%	0.0%	0.0%	0.0%	0.0%	0.0%	0.0%	0.0%	0.0%	0.0%	0.0%	0.0%	0.1%
<b>GRAND TOTAL</b>	100.0%	100.0%	100.0%	100.0%	100.0%	100.0%	100.0%	100.0%	100.0%	100.0%	100.0%	100.0%	100.0%	100.0%	100.0%	100.0%	100.0%	100.0%

I would recommend other people to live or work in Colchester by Central/urban wards														
	Berechurch	Castle	Greenstead	Highwoods	Lexden and Braiswick	Mile End	New Town and Christ Church	Old Heath and The Hythe	Prettygate	Shrub End	St Anne's and St John's	Stanway	Wivenhoe	Grand Total
Strongly Disagree	3.4%	2.9%	7.7%	8.3%	1.3%	5.1%	7.2%	8.5%	6.1%	5.9%	12.5%	9.4%	10.0%	6.4%
Disagree	13.6%	10.7%	10.3%	15.0%	23.4%	8.9%	13.5%	25.4%	14.3%	17.6%	17.5%	15.6%	16.0%	15.3%
Neither Agree nor Disagree	37.3%	20.4%	28.2%	28.3%	24.7%	21.5%	19.8%	16.9%	28.6%	25.0%	15.0%	31.3%	28.0%	24.7%
Agree	28.8%	45.6%	35.9%	31.7%	41.6%	49.4%	45.0%	33.9%	44.9%	44.1%	45.0%	32.3%	42.0%	40.4%
Strongly Agree	16.9%	20.4%	15.4%	16.7%	9.1%	15.2%	14.4%	15.3%	6.1%	7.4%	10.0%	11.5%	4.0%	13.0%
Don't Know	0.0%	0.0%	2.6%	0.0%	0.0%	0.0%	0.0%	0.0%	0.0%	0.0%	0.0%	0.0%	0.0%	0.1%
Grand Total	100.0%	100.0%	100.0%	100.0%	100.0%	100.0%	100.0%	100.0%	100.0%	100.0%	100.0%	100.0%	100.0%	100.0%

I would recommend other people to live or work in Colchester by Rural/outer wards					
Row Labels	Marks Tey and Layer	Mersea and Pyefleet	Rural North	Tiptree	Grand Total
Strongly Disagree	10.3%	21.6%	10.3%	4.4%	11.4%
Disagree	6.9%	10.8%	31.0%	15.6%	15.7%
Neither Agree nor Disagree	31.0%	32.4%	6.9%	28.9%	25.7%
Agree	44.8%	29.7%	37.9%	46.7%	40.0%
Strongly Agree	6.9%	5.4%	13.8%	4.4%	7.1%
Grand Total	100.0%	100.0%	100.0%	100.0%	100.0%

## Appendix 4 - Priorities

### PRIORITY 1 BY AGE

	18-24	25-34	35-44	45-54	55-64	65+	Prefer Not to Say	Grand Total
CREATING SAFE, HEALTHY AND ACTIVE COMMUNITIES	19.2%	25.2%	41.0%	38.6%	35.3%	36.2%	12.2%	34.4%
THE CLIMATE CHALLENGE	23.1%	25.2%	29.7%	22.2%	21.2%	20.3%	6.1%	23.0%
CELEBRATING OUR HERITAGE AND CULTURE	7.7%	5.0%	6.8%	12.2%	10.9%	11.9%	63.3%	12.1%
DELIVERING HOMES FOR PEOPLE WHO NEED THEM	30.8%	20.9%	10.8%	9.0%	14.1%	14.1%	4.1%	13.3%
GROWING A FAIR ECONOMY SO EVERYONE BENEFITS	19.2%	23.7%	11.7%	18.0%	18.5%	17.5%	14.3%	17.2%
GRAND TOTAL	100.0%	100.0%	100.0%	100.0%	100.0%	100.0%	100.0%	100.0%

### PRIORITY 2 BY AGE

	18-24	25-34	35-44	45-54	55-64	65+	Prefer Not to Say	Grand Total
CREATING SAFE, HEALTHY AND ACTIVE COMMUNITIES	26.9%	35.3%	27.9%	28.0%	26.6%	30.5%	32.7%	29.4%
THE CLIMATE CHALLENGE	3.8%	15.8%	20.7%	13.2%	13.0%	18.1%	16.3%	16.0%
GROWING A FAIR ECONOMY SO EVERYONE BENEFITS	34.6%	23.0%	29.3%	29.1%	20.7%	15.8%	36.7%	24.8%
DELIVERING HOMES FOR PEOPLE WHO NEED THEM	19.2%	15.8%	10.4%	18.0%	22.8%	21.5%	2.0%	16.7%
CELEBRATING OUR HERITAGE AND CULTURE	15.4%	10.1%	11.7%	11.6%	16.8%	14.1%	12.2%	13.0%
GRAND TOTAL	100.0%	100.0%	100.0%	100.0%	100.0%	100.0%	100.0%	100.0%

### PRIORITY 1 BY GENDER

	Female	Male	Other Gender	Prefer Not To Say	Grand Total
CREATING SAFE, HEALTHY AND ACTIVE COMMUNITIES	36.8%	34.0%	25.0%	16.7%	34.8%

THE CLIMATE CHALLENGE	22.7%	24.8%	25.0%	11.1%	22.7%
CELEBRATING OUR HERITAGE AND CULTURE	8.9%	10.2%	0.0%	57.4%	12.0%
DELIVERING HOMES FOR PEOPLE WHO NEED THEM	14.3%	12.6%	25.0%	3.7%	13.2%
GROWING A FAIR ECONOMY SO EVERYONE BENEFITS	17.3%	18.4%	25.0%	11.1%	17.3%
GRAND TOTAL	100.0%	100.0%	100.0%	100.0%	100.0%

#### PRIORITY 2 BY GENDER

	Female	Male	Other Gender	Prefer Not To Say	Grand Total
CREATING SAFE, HEALTHY AND ACTIVE COMMUNITIES	28.8%	29.3%	25.0%	33.3%	29.2%
THE CLIMATE CHALLENGE	16.7%	15.3%	25.0%	14.8%	16.2%
GROWING A FAIR ECONOMY SO EVERYONE BENEFITS	25.4%	23.1%	50.0%	29.6%	25.1%
DELIVERING HOMES FOR PEOPLE WHO NEED THEM	16.7%	18.7%	0.0%	3.7%	16.5%
CELEBRATING OUR HERITAGE AND CULTURE	12.3%	13.6%	0.0%	18.5%	13.0%
GRAND TOTAL	100.0%	100.0%	100.0%	100.0%	100.0%

#### PRIORITY1 BY ETHNICITY

	Asian or Asian British	Black or Black British	Chinese	Mixed	Other Ethnic Group	Prefer Not To Say	White	Grand Total
CREATING SAFE, HEALTHY AND ACTIVE COMMUNITIES	52.9%	33.3%	66.7%	18.8%	40.0%	20.9%	35.8%	34.6%
THE CLIMATE CHALLENGE	11.8%	0.0%	0.0%	18.8%	20.0%	19.8%	24.1%	23.2%
CELEBRATING OUR HERITAGE AND CULTURE	5.9%	0.0%	0.0%	6.3%	20.0%	38.4%	9.1%	11.6%
DELIVERING HOMES FOR PEOPLE WHO NEED THEM	5.9%	16.7%	33.3%	12.5%	20.0%	7.0%	14.0%	13.3%
GROWING A FAIR ECONOMY SO EVERYONE BENEFITS	23.5%	50.0%	0.0%	43.8%	0.0%	14.0%	17.0%	17.3%
GRAND TOTAL	100.0%	100.0%	100.0%	100.0%	100.0%	100.0%	100.0%	100.0%

#### PRIORITY 2 BY ETHNICITY

	Asian or Asian British	Black or Black British	Chinese	Mixed	Other Ethnic Group	Prefer Not To Say	White	Grand Total
CREATING SAFE, HEALTHY AND ACTIVE COMMUNITIES	11.8%	33.3%	33.3%	37.5%	40.0%	33.7%	29.1%	29.4%
THE CLIMATE CHALLENGE	35.3%	16.7%	0.0%	18.8%	20.0%	8.1%	16.5%	16.1%
GROWING A FAIR ECONOMY SO EVERYONE BENEFITS	35.3%	0.0%	33.3%	18.8%	0.0%	29.1%	24.6%	24.8%
DELIVERING HOMES FOR PEOPLE WHO NEED THEM	11.8%	50.0%	33.3%	6.3%	40.0%	10.5%	17.3%	16.8%
CELEBRATING OUR HERITAGE AND CULTURE	5.9%	0.0%	0.0%	18.8%	0.0%	18.6%	12.6%	12.9%
GRAND TOTAL	100.0%	100.0%	100.0%	100.0%	100.0%	100.0%	100.0%	100.0%

PRIORITY 2 BY DISABILITY				
	No	Prefer Not To Say	Yes	Grand Total
CREATING SAFE, HEALTHY AND ACTIVE COMMUNITIES	36.2%	18.5%	31.1%	34.4%
THE CLIMATE CHALLENGE	23.3%	20.4%	18.9%	22.6%
CELEBRATING OUR HERITAGE AND CULTURE	9.3%	38.9%	12.3%	11.5%
DELIVERING HOMES FOR PEOPLE WHO NEED THEM	13.3%	9.3%	20.8%	13.9%
GROWING A FAIR ECONOMY SO EVERYONE BENEFITS	17.9%	13.0%	17.0%	17.5%
GRAND TOTAL	100.0%	100.0%	100.0%	100.0%

PRIORITY 2 BY DISABILITY				
	No	Prefer Not To Say	Yes	Grand Total
CREATING SAFE, HEALTHY AND ACTIVE COMMUNITIES	28.8%	29.6%	34.0%	29.5%
THE CLIMATE CHALLENGE	16.5%	14.8%	17.0%	16.5%
GROWING A FAIR ECONOMY SO EVERYONE BENEFITS	24.6%	25.9%	18.9%	24.0%
DELIVERING HOMES FOR PEOPLE WHO NEED THEM	16.5%	13.0%	21.7%	16.9%
CELEBRATING OUR HERITAGE AND CULTURE	13.6%	16.7%	8.5%	13.1%
GRAND TOTAL	100.0%	100.0%	100.0%	100.0%







PRIORITY 2 BY CENTRAL/URBAN														
	Berechurch	Castle	Greenstead	Highwoods	Lexden and Bratwick	Mile End	New Town and Christ Church	Old Heath and The Hythe	Prettygate	Shrub End	St Anne's and St John's	Stanway	Wivenhoe	Grand Total
CELEBRATING OUR HERITAGE AND CULTURE	11.5%	21.7%	2.7%	7.5%	16.7%	10.0%	21.9%	13.5%	15.2 %	22.0 %	11. 1%	8.1 %	4.3 %	13. 9%
CREATING SAFE, HEALTHY AND ACTIVE COMMUNITIES	28.8%	29.3%	35.1%	24.5%	29.2%	34.3%	29.2%	28.8%	17.4 %	30.5 %	36. 1%	32. 6%	27. 7%	29. 6%
DELIVERING HOMES FOR PEOPLE WHO NEED THEM	17.3%	16.3%	29.7%	20.8%	11.1%	12.9%	14.6%	19.2%	23.9 %	15.3 %	16. 7%	20. 9%	17. 0%	17. 4%
GROWING A FAIR ECONOMY SO EVERYONE BENEFITS	28.8%	20.7%	27.0%	26.4%	30.6%	18.6%	14.6%	23.1%	30.4 %	16.9 %	19. 4%	25. 6%	34. 0%	23. 6%
THE CLIMATE CHALLENGE	13.5%	12.0%	5.4%	20.8%	12.5%	24.3%	19.8%	15.4%	13.0 %	15.3 %	16. 7%	12. 8%	17. 0%	15. 5%
GRAND TOTAL	100.0%	100.0%	100.0%	100.0%	100.0%	100.0%	100.0%	100.0%	100. 0%	100. 0%	100 .0%	100 .0%	100 .0%	100 .0%
PRIORITY 2 BY RURAL/OUTSKIRTS														
	Marks Tey and Layer	Mersea and Pyfleet	Rural North	Tiptree	Grand Total									
CREATING SAFE, HEALTHY AND ACTIVE COMMUNITIES	25.9%	32.4%	37.0%	22.0%	28.7%									
THE CLIMATE CHALLENGE	40.7%	14.7%	14.8%	17.1%	20.9%									
GROWING A FAIR ECONOMY SO EVERYONE BENEFITS	7.4%	32.4%	37.0%	26.8%	26.4%									
DELIVERING HOMES FOR PEOPLE WHO NEED THEM	7.4%	17.6%	7.4%	26.8%	16.3%									
CELEBRATING OUR HERITAGE AND CULTURE	18.5%	2.9%	3.7%	7.3%	7.8%									
GRAND TOTAL	100.0%	100.0%	100.0%	100.0%	100.0%									

## Appendix 5 – Budget spend

### Budget spend ranked 1 or 2

Age	18-24	25-34	35-44	45-54	55-64	65+	Prefer Not to Say	Grand Total
ARTS AND TOURISM	7%	9%	5%	6%	10%	9%	16%	8%
BUILDING MAINTENANCE	30%	24%	26%	27%	33%	37%	12%	28%
COMMUNITY INITIATIVES	11%	15%	13%	16%	12%	10%	2%	13%
CORPORATE FUNCTIONS	0%	1%	0%	1%	2%	1%	0%	1%
ENVIRONMENT	78%	83%	87%	88%	88%	92%	43%	85%
MUSEUMS	11%	10%	6%	8%	8%	8%	8%	8%
PARKS AND OPEN SPACES	30%	47%	48%	38%	41%	35%	69%	43%
SPORT AND LEISURE	15%	4%	6%	9%	3%	2%	8%	6%
SPORTS AND PLAYING FIELDS	19%	6%	7%	6%	4%	6%	41%	8%
Gender	Female	Male	Other Gender	Prefer Not To Say				
ARTS AND TOURISM	7%	10%	0%	14%				
BUILDING MAINTENANCE	29%	32%	0%	7%				
COMMUNITY INITIATIVES	15%	8%	50%	9%				
CORPORATE FUNCTIONS	1%	1%	0%	0%				
ENVIRONMENT	88%	87%	75%	47%				
MUSEUMS	7%	10%	25%	7%				
PARKS AND OPEN SPACES	44%	36%	50%	75%				
SPORT AND LEISURE	4%	7%	0%	5%				

SPORTS AND PLAYING FIELDS	5%	9%	0%	35%				
	200%	200%	200%	200%				
<b>Ethnicity</b>	Asian or Asian British	Black or Black Britis h	Chinese	Mixed	Other Enthic Group	Prefer Not To Say	White	Grand Total
ARTS AND TOURISM	14%	20%	0%	7%	20%	11%	7%	8%
BUILDING MAINTENANC E	36%	60%	50%	20%	0%	13%	30%	29%
COMMUNITY INITIATIVES	7%	0%	0%	40%	20%	10%	13%	13%
CORPORATE FUNCTIONS	0%	20%	0%	0%	0%	0%	1%	1%
ENVIRONMEN T	79%	100%	75%	87%	100%	62%	88%	86%
MUSEUMS	0%	0%	25%	0%	0%	12%	8%	8%
PARKS AND OPEN SPACES	36%	0%	50%	33%	20%	62%	41%	43%
SPORT AND LEISURE	7%	0%	0%	7%	20%	6%	5%	5%
SPORTS AND PLAYING FIELDS	21%	0%	0%	7%	20%	24%	6%	8%
<b>Disability</b>	No	Prefe r Not To Say	Yes	Grand Total				
ARTS AND TOURISM	8%	15%	8%	8%				
BUILDING MAINTENANC E	29%	27%	32%	29%				
COMMUNITY INITIATIVES	11%	5%	23%	12%				
CORPORATE FUNCTIONS	1%	0%	0%	1%				
ENVIRONMEN T	87%	64%	88%	86%				
MUSEUMS	7%	9%	11%	8%				

PARKS AND OPEN SPACES	43%	55%	38%	43%													
SPORT AND LEISURE	6%	2%	2%	5%													
SPORTS AND PLAYING FIELDS	8%	24%	0%	8%													
Ward	Berechurch	Castle	Greenstead	Highwoods	Lexden and Braiswick	Marks Tey and Layer	Mersea and Pyefleet	Mile End	New Town and Christ Church	Old Heath and The Hythe	Prettygate	Rural North	Shrub End	St Anne's and St John's	Stanway	Tiptree	Wivenhoe
ARTS AND TOURISM	6%	15%	5%	2%	9%	7%	9%	4%	9%	11%	15%	4%	7%	3%	5%	2%	11%
BUILDING MAINTENANCE	39%	29%	41%	31%	26%	25%	34%	36%	32%	29%	17%	33%	20%	27%	32%	32%	18%
COMMUNITY INITIATIVES	4%	6%	14%	7%	22%	14%	14%	16%	12%	18%	17%	19%	10%	11%	9%	17%	18%
CORPORATE FUNCTIONS	0%	1%	0%	0%	0%	0%	3%	0%	1%	4%	0%	0%	0%	0%	1%	2%	2%
ENVIRONMENT	85%	88%	86%	95%	86%	82%	83%	88%	89%	77%	85%	89%	88%	89%	88%	98%	84%
MUSEUMS	7%	14%	11%	9%	6%	11%	6%	8%	6%	9%	4%	15%	12%	19%	1%	2%	7%
PARKS AND OPEN SPACES	43%	41%	24%	53%	41%	39%	31%	37%	42%	43%	47%	30%	47%	49%	50%	34%	47%
SPORT AND LEISURE	7%	1%	8%	0%	4%	7%	9%	7%	5%	5%	9%	4%	8%	3%	5%	10%	7%
SPORTS AND PLAYING FIELDS	9%	4%	11%	4%	7%	14%	11%	4%	4%	5%	6%	7%	7%	0%	10%	2%	7%